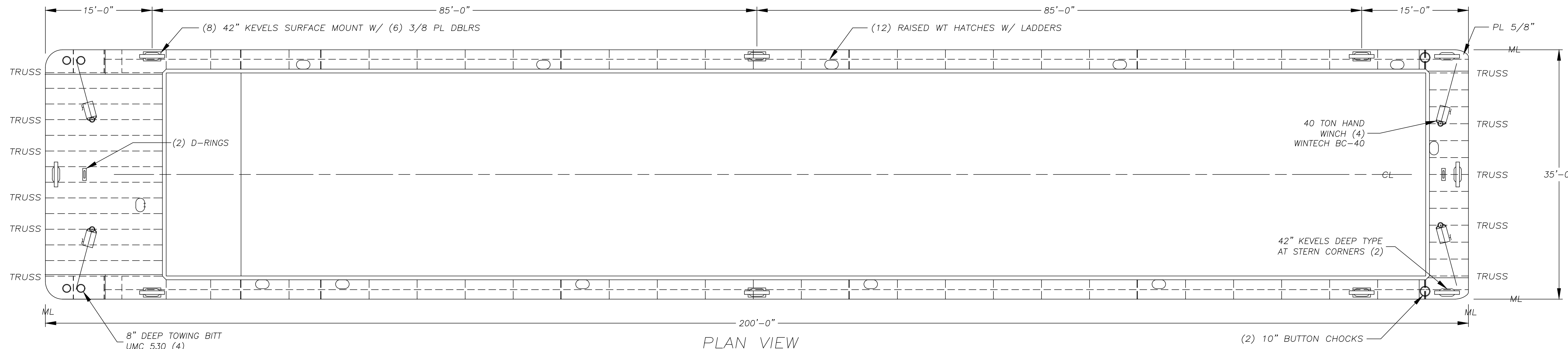
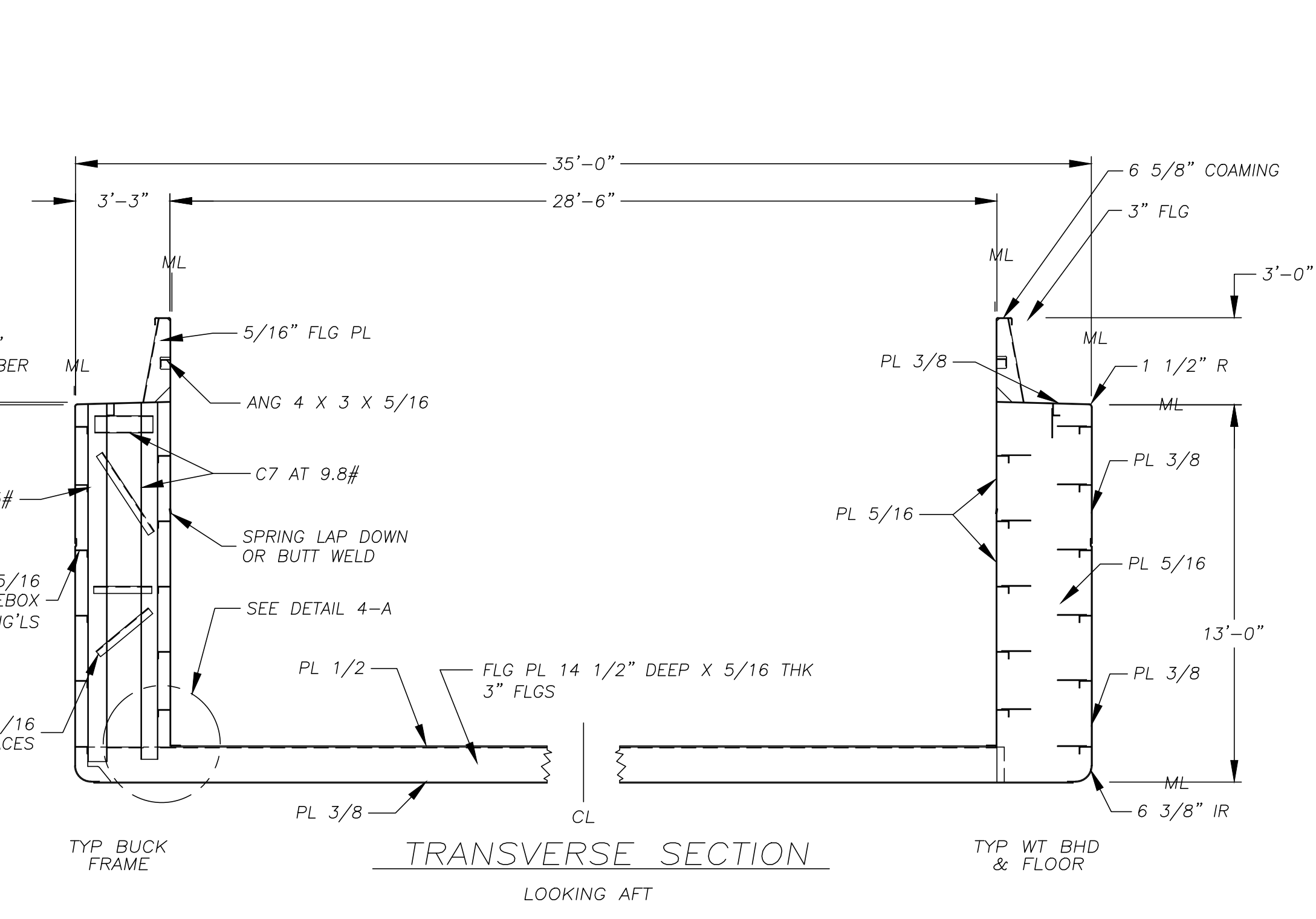
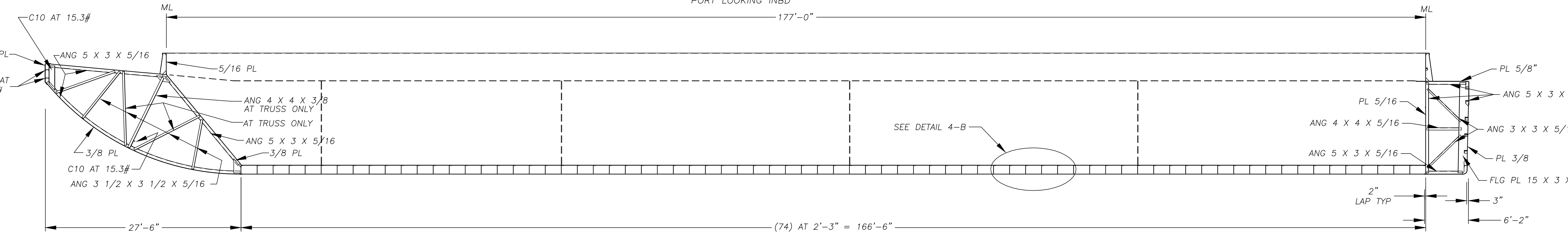
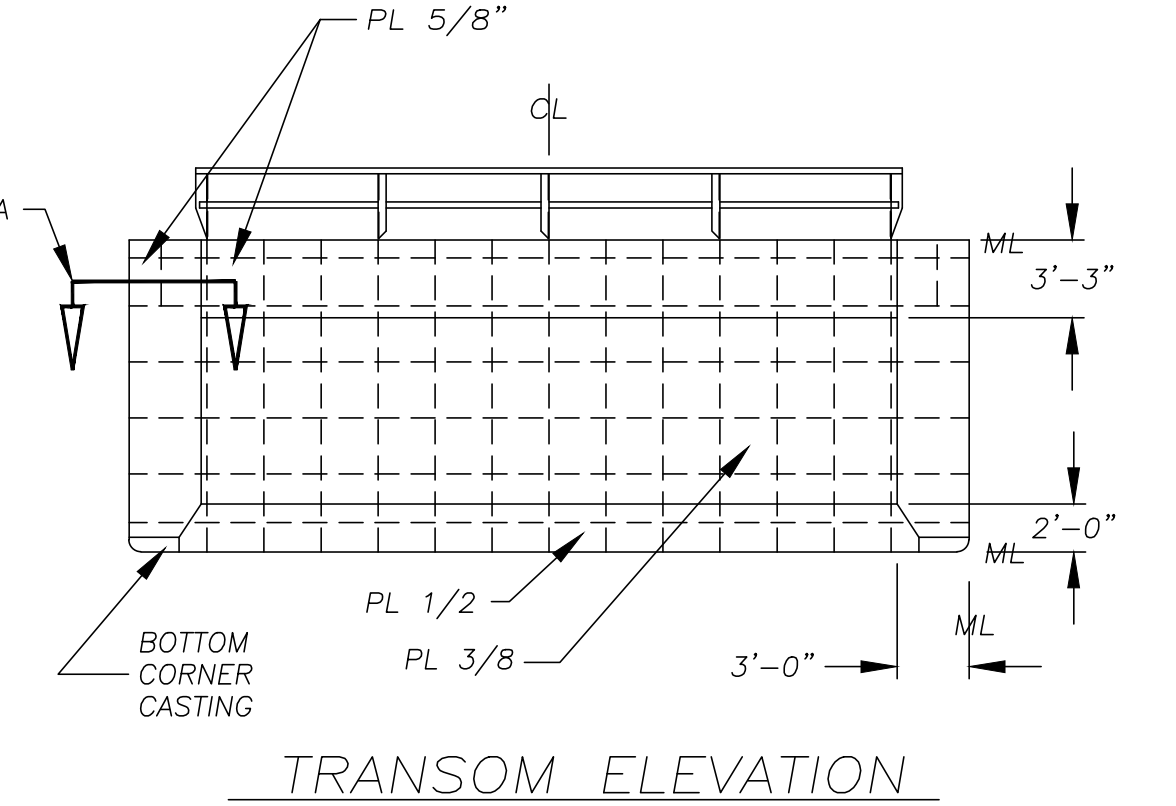
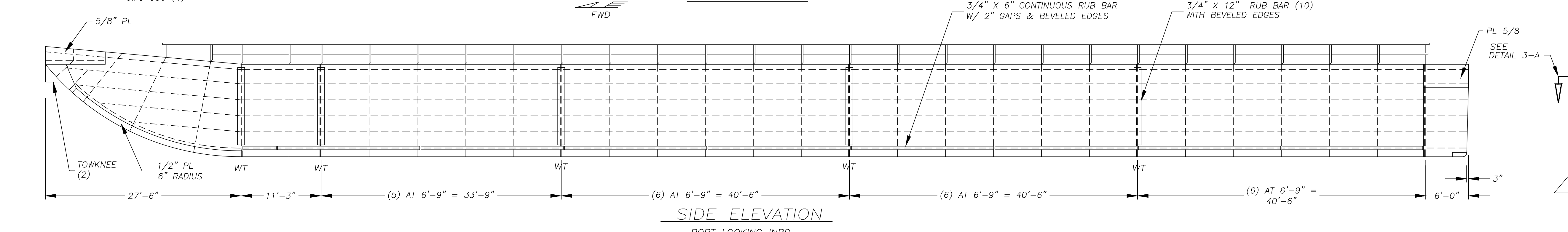


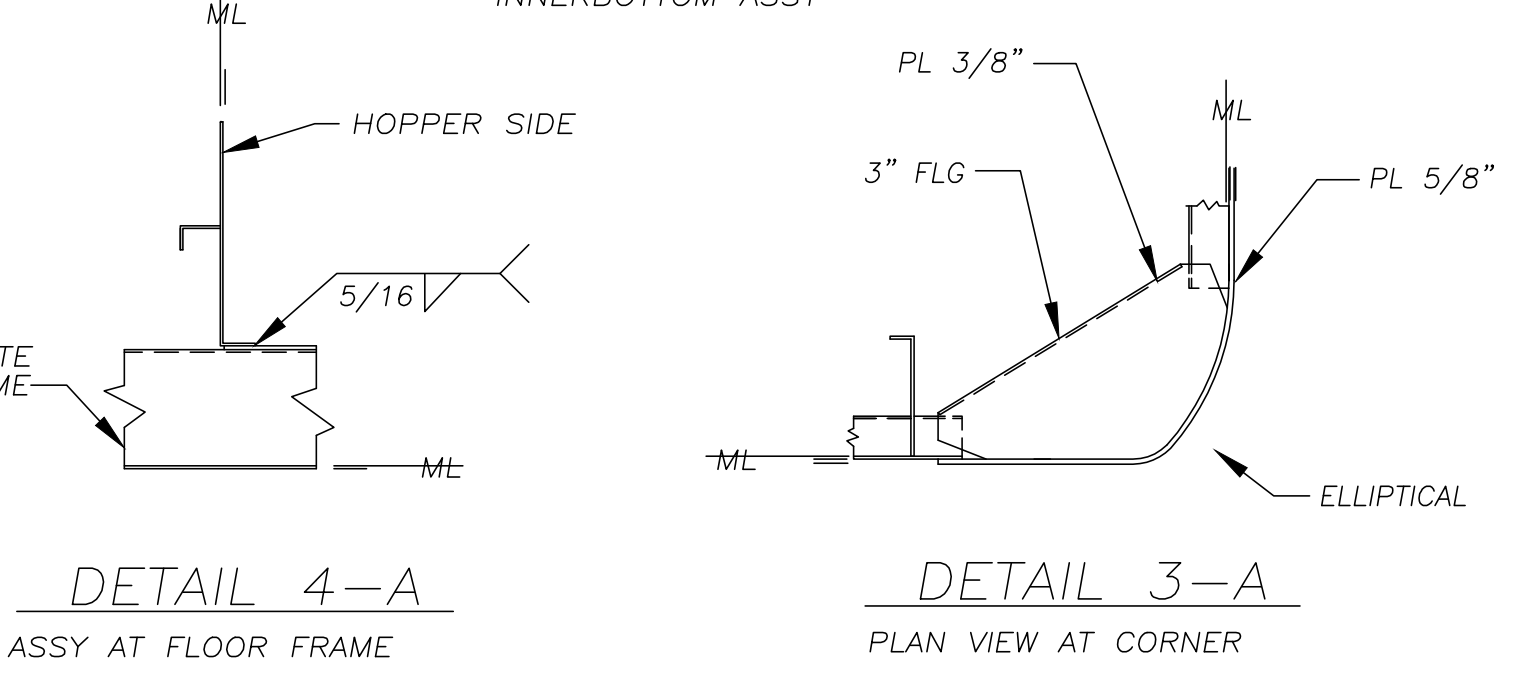
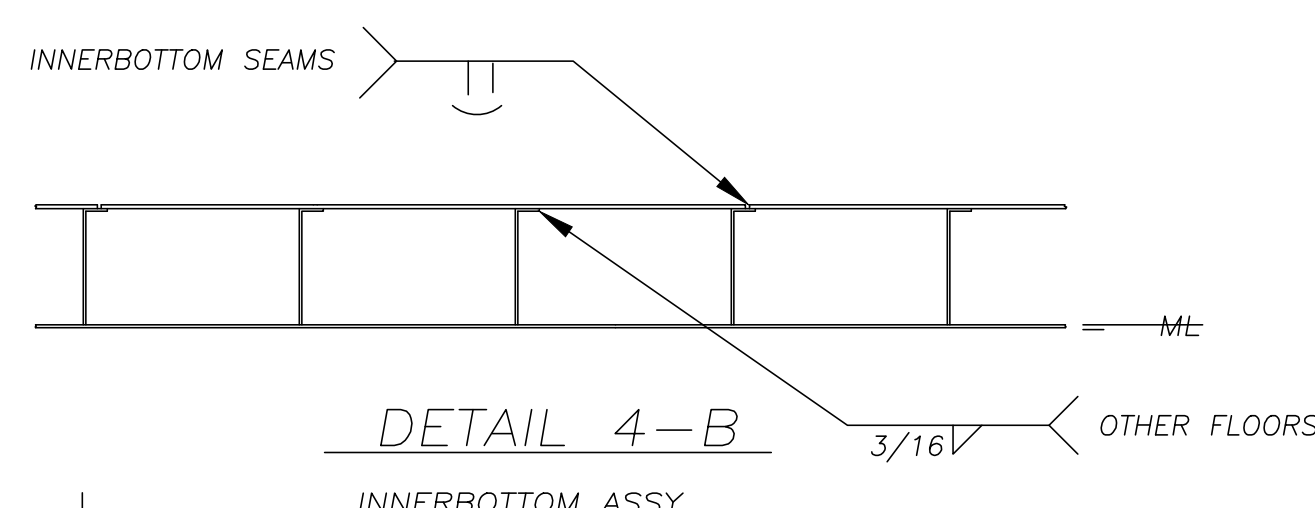
REFERENCE DRAWINGS		
NO.	TITLE	DRAWING NO.
1		



- GENERAL NOTES**
- HOPPER CAPACITY TO TOP OF COAMING : 72,344 CU FT.
 - STEEL WEIGHT : 294 SHORT TONS OPEN.
 - COATINGS:
 - ALL STEEL TO BE WHEELBRATED AND COATED WITH ZINC PRIMER, 3/4 MDT.
 - 5-7 MDT EPOXY ON SIDES, ENDS, DECK, BOTTOM AND COAMING.
 - ADD SAND TO DECK FOR NON-SKID SURFACE.
 - WELD BEAD ALL MARKINGS



LONG SECTION
STBD LOOKING OUTBD



CARGO TABLE

DRAFT	OPEN FRESH WATER TONS CARGO	FG LIFT FRESH WATER TONS CARGO
8'-0"	1,351	1,340
8'-6"	1,457	1,446
9'-0"	1,564	1,553
9'-6"	1,672	1,661
10'-0"	1,780	1,769
10'-6"	1,888	1,877

TABLE BASED ON HULL WEIGHT OF 294 SHORT TONS OPEN

ACBL

THIS PRINT IS THE PROPERTY OF JEFFBOAT
The information contained herein is confidential and not to be traced, reproduced or used in any manufacturing process without written permission from the owner.

2	REV TO 3' COAMING	ERS	10/12/06
2	REV TO BOTTOM CORNER CASTING AT STERN	ERS	05/02/06
1	CHG COAMING TO SUIT FG LIFT COVERS	ERS	05/01/06

NO.	REVISIONS	BY	DATE

DISTRIBUTION CODE

1 CUSTOMER	4 PLANNING AND SCHEDULING	7 ABS-FIELD
2 SALES DEPARTMENT	5 REPAIR ENGINEERING	8 ABS-NEW YORK
3 ENGINEERING	6 PURCHASING DEPARTMENT	9 U.S. COAST GUARD

PRINT RECORD

DIST.	NO.	REV.	DATE	DIST.	NO.	REV.	DATE
2	4	0	7/19/05				
2	4	1	05/01/06				
2	4	2	05/02/06				

JEFFBOAT
JEFFERSONVILLE, INDIANA

GENERAL ARRANGEMENT
RAKE HOPPER BARGE
200'-0" X 35'-0" X 13'-0"

DESIGN NO. HD 200-35-132

SCALE 1/8", 1/4", 1/2" = 1'-0"

DRAWN BY ERS DATE 7/19/05

CHK'D BY DATE

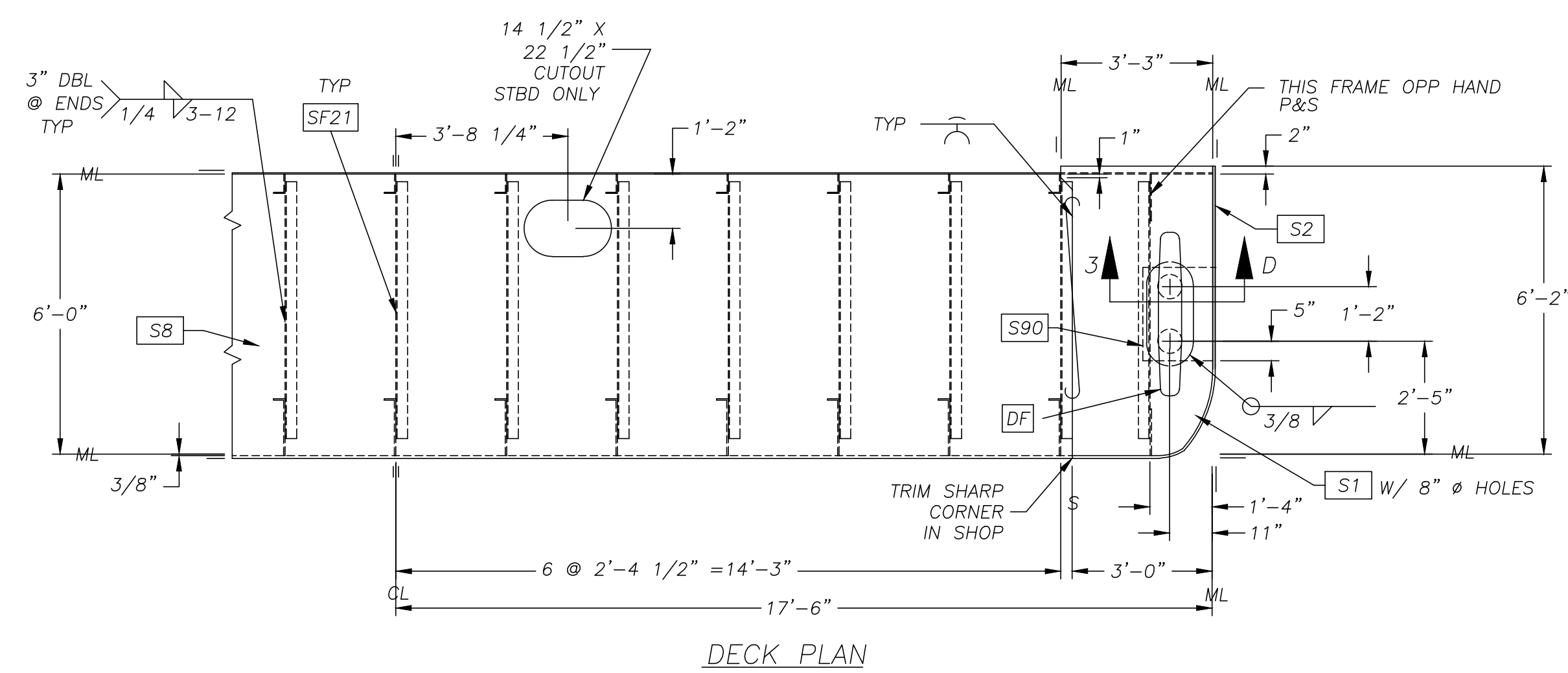
APP'D BY DATE

CONTRACT NO. BILL OF MATERIAL DRAWING NO. B-18776

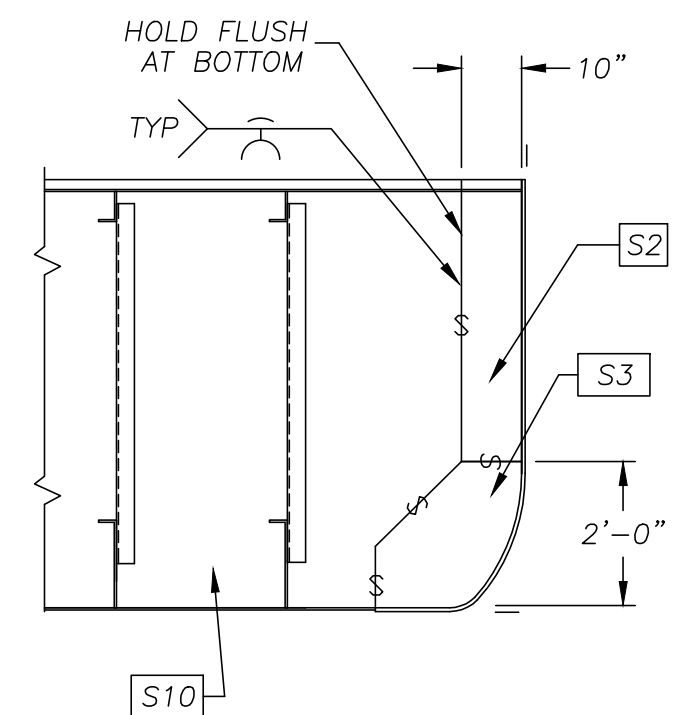
HULL NO. _____

JOB NO. _____ COST ITEM 010

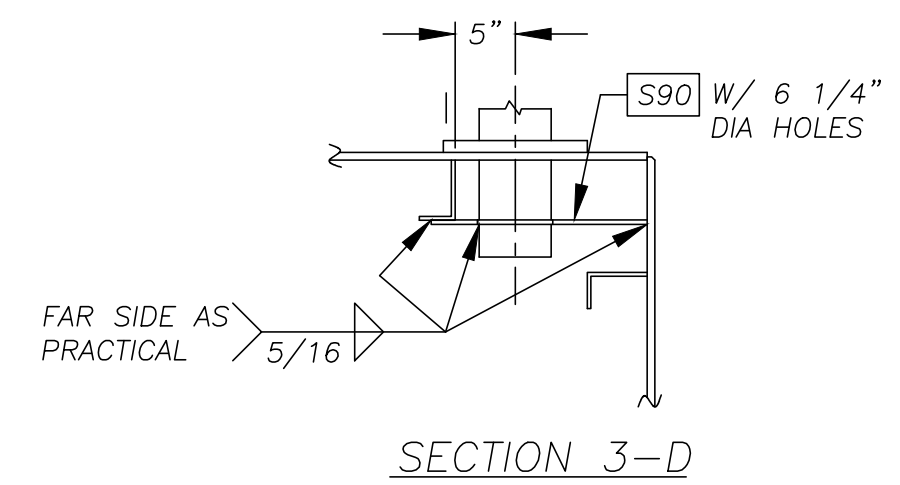
REV 1



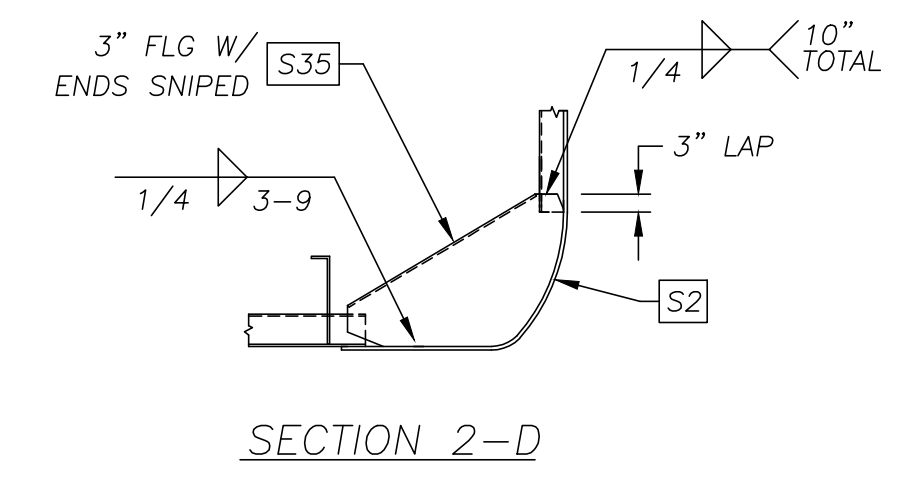
DECK PLAN



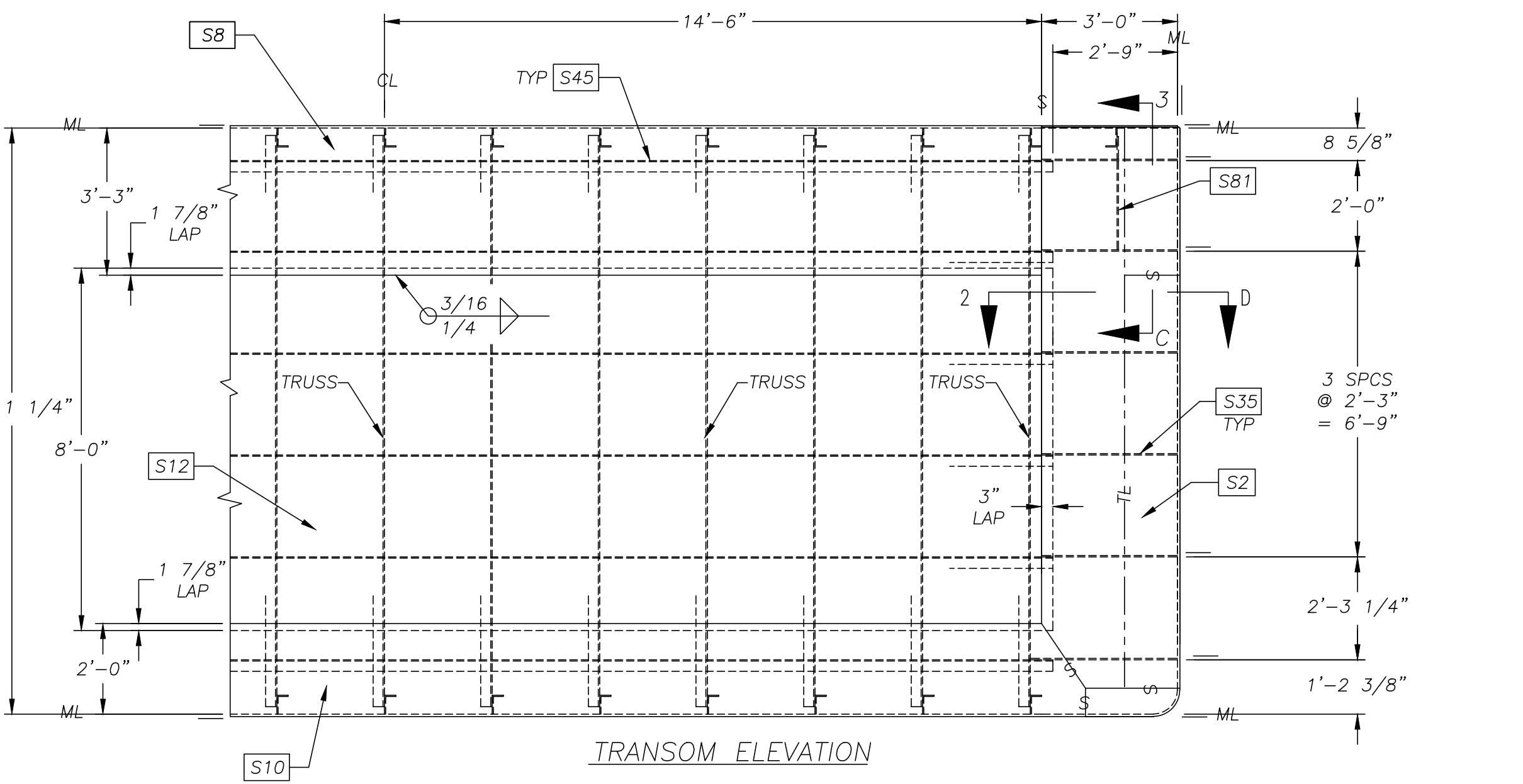
BOTTOM PLAN



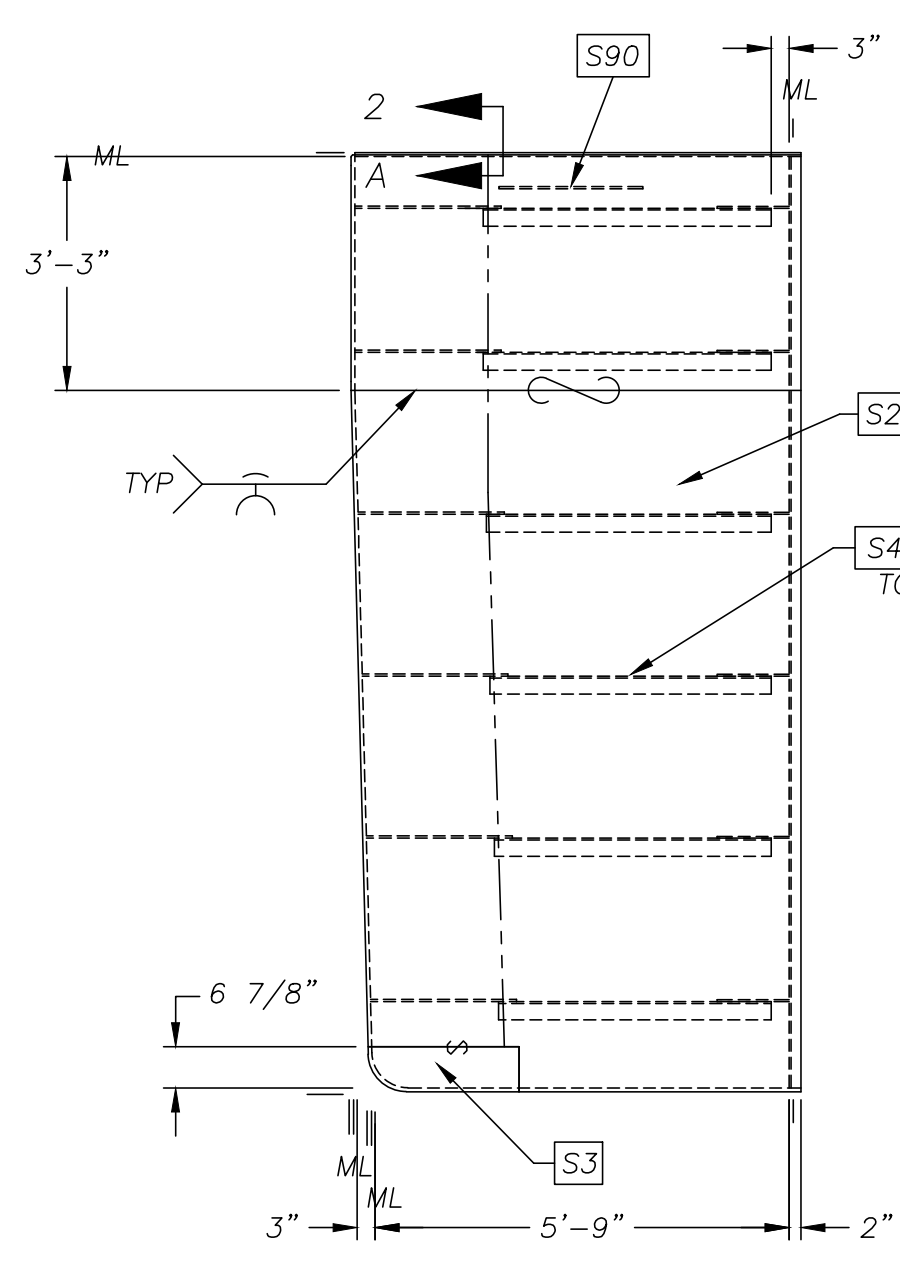
SECTION 3-D



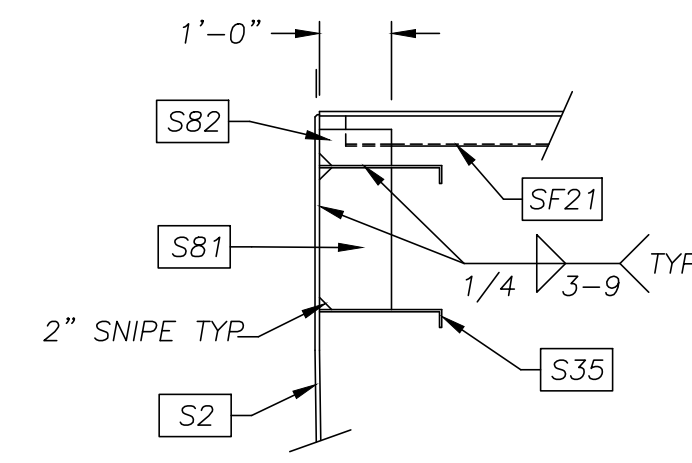
SECTION 2-D



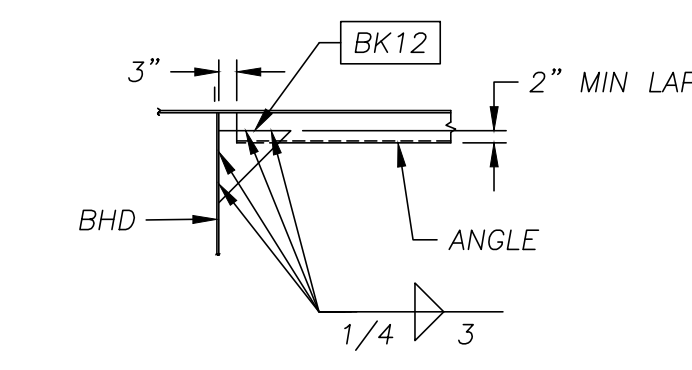
TRANSOM ELEVATION



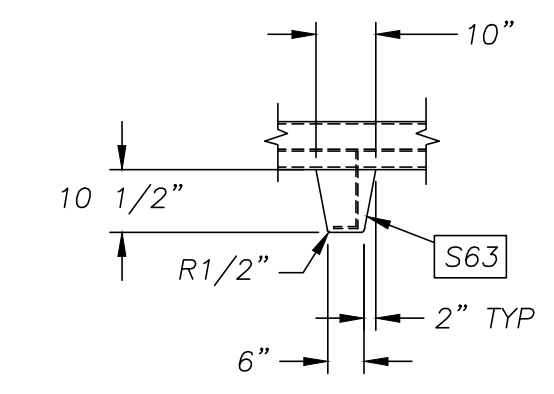
SIDE ELEVATION
LOOKING INBD



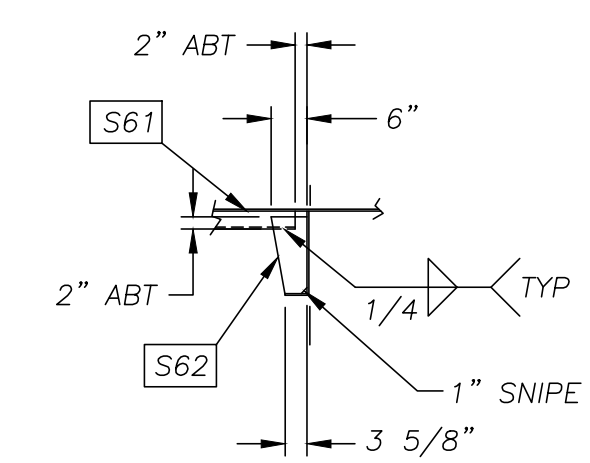
SECTION 3-C



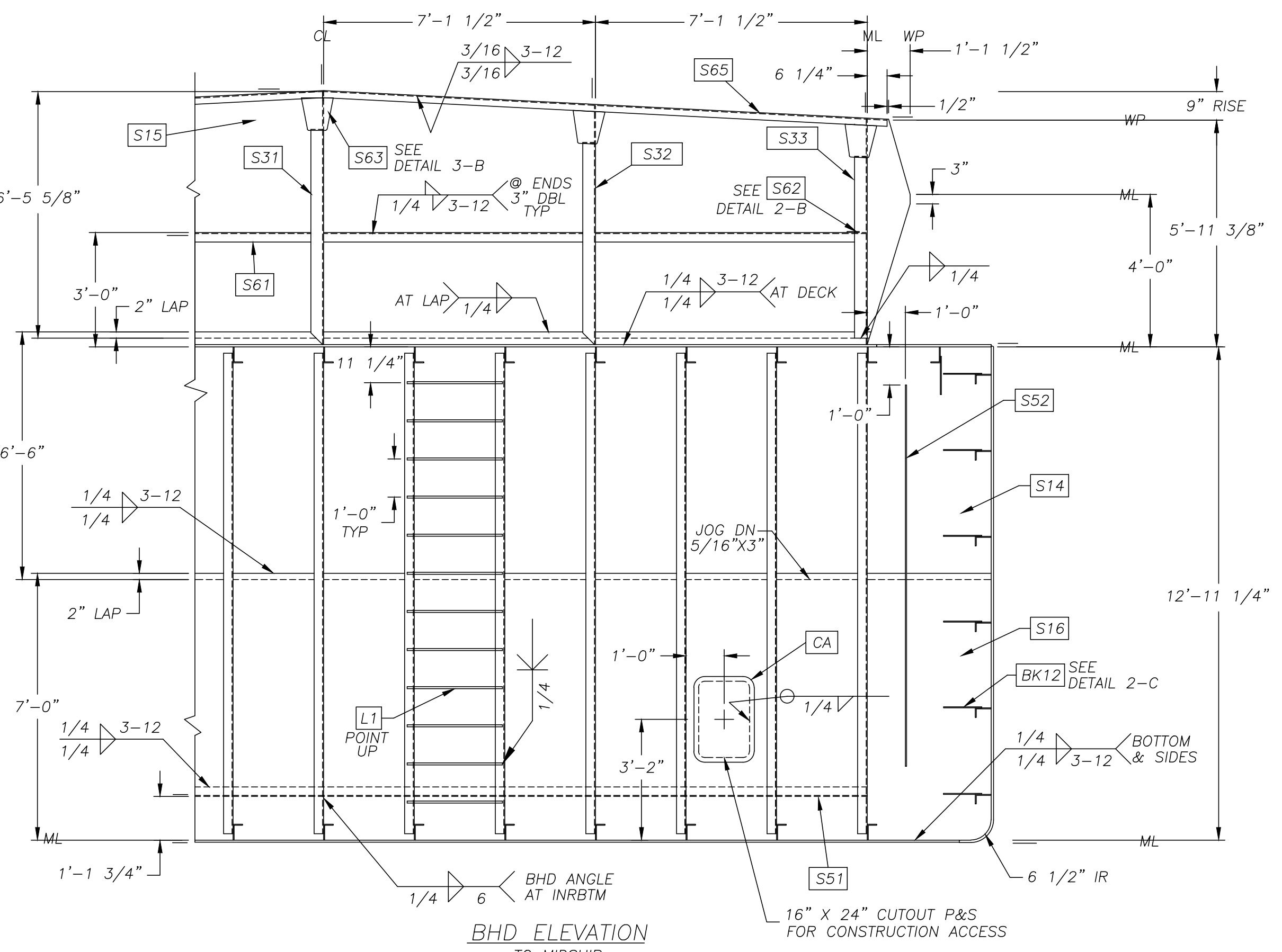
DETAIL 2-C
TYP BHD CONNECTION



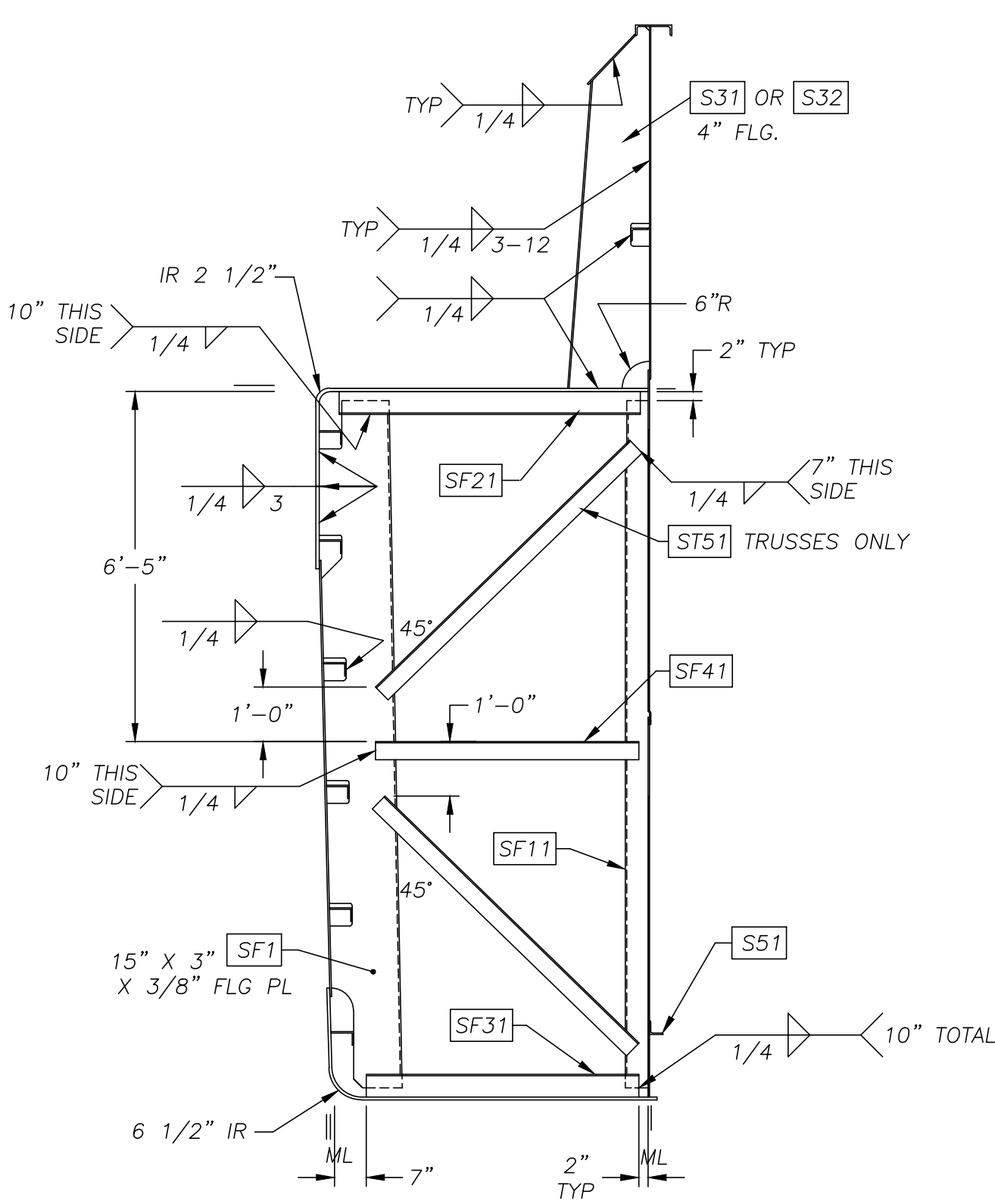
DETAIL 3-B
PC S63 - PLAN VIEW



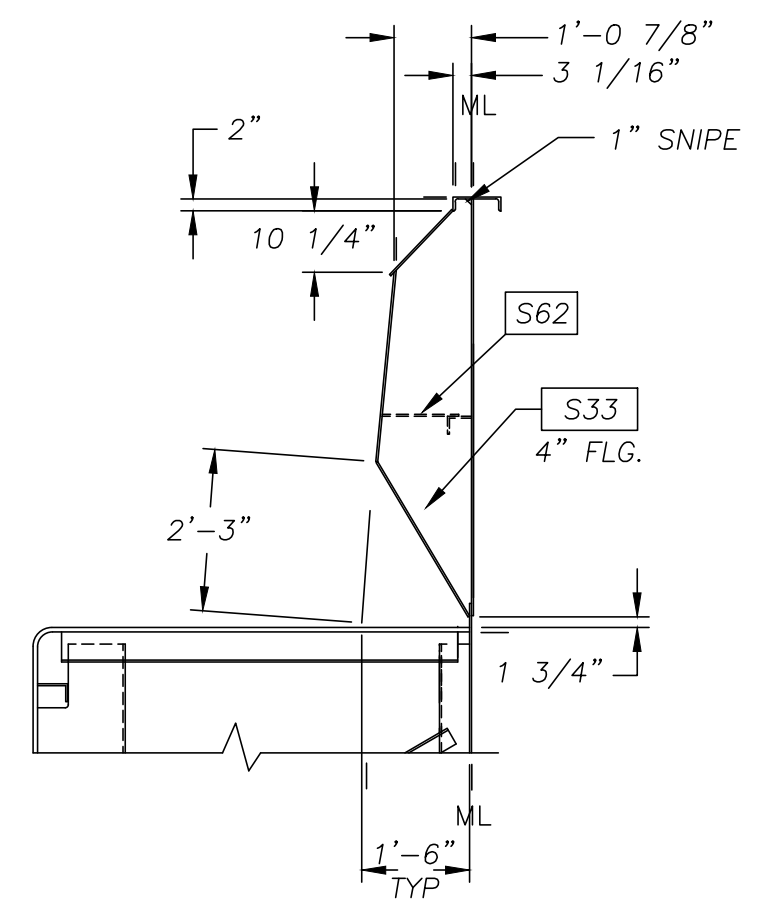
DETAIL 2-B
PC S62 - PLAN VIEW



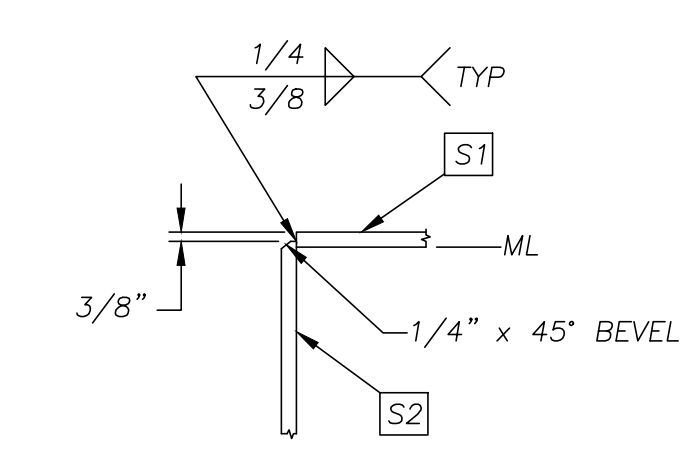
BHD ELEVATION
TO MIDSHP



FRAME ELEVATION
LOOKING INBD



DETAIL 3-A
COAMING BKT



SECTION 2-A

- NOTES**
- TOTAL END SECTION WT: 44.25 TONS (22.1 TONS EACH)
 - WELD WATERSTOPS IN LAPS TO SUIT IN FIELD AT ALL WT BHD'S.
 - SEE DRWG D-2230-S FOR ALTERNATE BK12 CONNECTION.

REFERENCE DRAWINGS		
NO.	TITLE	DRAWING NO.
1		

PC MK	DESCRIPTION	QUANTITY	1 HULL
S1	PL 5/8" X 39" X 6'-2 3/8"	4	
S2	PL 5/8" X 103 3/4" X 13'-9 1/8" P&S	4	
S3P	CORNER CASTING ELLIPSE (E-2656-S)	2	
S3S	CORNER CASTING ELLIPSE (E-2656-S)	2	
S8	PL 5/8" X 110 7/8" X 29'-0"	2	
S10	PL 1/2" X 93 1/4" X 33'-4"	2	
S12	PL 3/8" X 96" X 29'-6"	2	
S14	PL 5/16" X 78" X 35'-0"	2	
S15	PL 5/16" X 77 5/8" X 30'-9"	2	
S16	PL 5/16" X 84" X 35'-0"	2	
S31	PL 5/16" X 21 3/8" X 6'-7 3/4"	2	
S32	PL 5/16" X 21 3/8" X 6'-3 7/16"	4	
S33	PL 5/16" X 19 5/16" X 5'-10 7/16" P&S	4	
S35	PL 3/8" X 24 3/8" X 3'-0" P&S	24	
S41	A 5" X 3" X 5/16" X 4'-0"	24	
S45	A 5" X 3" X 5/16" X 29'-6"	12	
S51	A 3" X 3" X 5/16" X 28'-7"	2	
S52	FB 3/8" X 4" X 10'-0"	4	
S61	A 4" X 3" X 5/16" X 28'-2"	2	
S62	PL 5/16" X 6" X 1'-1"	2	
S63	PL 5/16" X 10" X 1'-3"	10	
S65	C8 @ 13.75# X 14'-9 3/4"	4	
S81	PL 3/8" X 12" X 1'-11 5/8"	4	
S82	PL 3/8" X 6" X 1'-0"	4	
S90	PL 3/8" X 18" X 2'-0"	4	
SF1	PL 3/8" X 17 1/4" X 12'-7 1/4"	26	
SF11	A 5" X 3" X 5/16" X 12'-7 1/4"	26	
SF21	A 5" X 3" X 5/16" X 5'-6"	30	
SF31	A 5" X 3" X 5/16" X 5'-0"	26	
SF41	A 4" X 4" X 5/16" X 4'-10"	26	
ST51	A 3" X 3" X 5/16" X 6'-6"	20	
BK12	PL 5/16" X 12" X 1'-0"	28	
CA	PL 5/16" X 19" X 2'-3"	4	
DF	KEVEL, 42" DEEP TYPE, UMC	4	
L1	BR SQ 3/4" X 2'-6"	24	
LP	A 6" X 6" X 3/4" X 0'-8"	4	

NOTE:
QTY'S SHOWN ARE FOR (2) END ASSY'S

1	BM # FOR JOB 5407 WAS 32272.	RCD	J-8-06
---	------------------------------	-----	--------

DISTRIBUTION CODE			
NO.	REVISIONS	BY	DATE
1	CUSTOMER	4	PLANNING AND SCHEDULING
2	SALES DEPARTMENT	5	REPAIR ENGINEERING
3	ENGINEERING	6	PURCHASING DEPARTMENT
7	ABS - FIELD	8	ABS - NEW YORK
9	U S COAST GUARD		

JEFFBOAT

JEFFERSONVILLE, INDIANA

**END SECTION
HOPPER BARGE**
200'-0" X 35'-0" X 13'-0"

DESIGN NO.	HD-200-35-131	HULL NO.	SHOWN
SCALE	3/8", 3/4", 1 1/2" = 1'-0"	DATE	1-10-06
DRAWN BY	FEJ	DATE	1-10-06
CHK'D BY	DWW	DATE	1-10-06
APP'D BY		DATE	
CONTRACT NO.	ACL	BILL OF MATERIAL	SHOWN
JOB #		DRAWING NO.	B-19346

NO.	REV.	DATE	DIST.	NO.	REV.	DATE	DIST.	NO.	REV.	DATE
1	2	0	1-31-06							
4	3	0	1-31-06							
4	21	0	2-21-06							

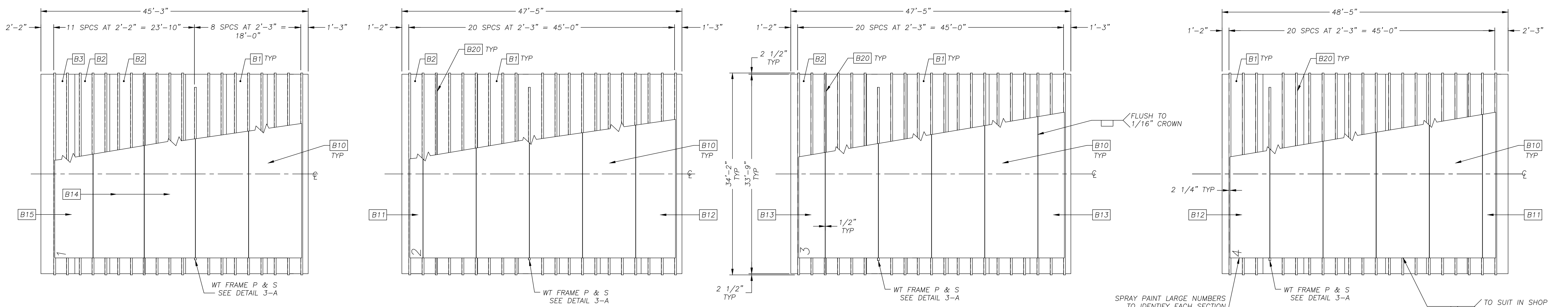
THIS PRINT IS THE PROPERTY OF JEFFBOAT
The information contained herein is confidential and not to be traced, reproduced or used in any manufacturing process without written permission from the owner.

05\HD\5392oc\End

REFERENCE DRAWINGS		
NO.	TITLE	DRAWING NO.
1		

PC MK	DESCRIPTION	QUANTITY	1 HULL
B1	PL 3/8" X 83" X 33'-9"		23
B2	PL 3/8" X 71" X 33'-9"		4
B3	PL 3/8" X 69" X 33'-9"		1
B10	PL 1/2" X 107 3/8" X 28'-5"		14
B11	PL 1/2" X 26 1/2" X 28'-5"		2
B12	PL 1/2" X 80 1/2" X 28'-5"		2
B13	PL 1/2" X 53 1/2" X 28'-5"		2
B14	PL 1/2" X 103 1/2" X 28'-5"		2
B15	PL 1/2" X 77 1/2" X 28'-5"		1
B20	PL 5/16" X 17 7/8" X 34'-2"		83

FORWARD

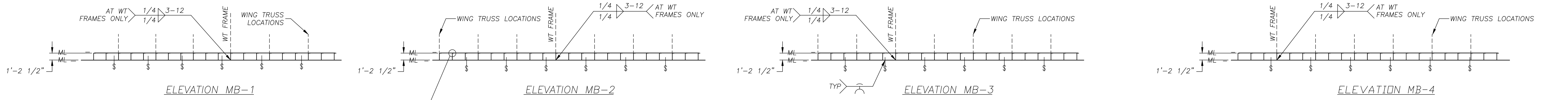


PLAN VIEW MB-1
SECTION WT 30.4 TONS

PLAN VIEW MB-2
SECTION WT 31.8 TONS

PLAN VIEW MB-3
SECTION WT 31.8 TONS

PLAN VIEW MB-4
SECTION WT 32.5 TONS

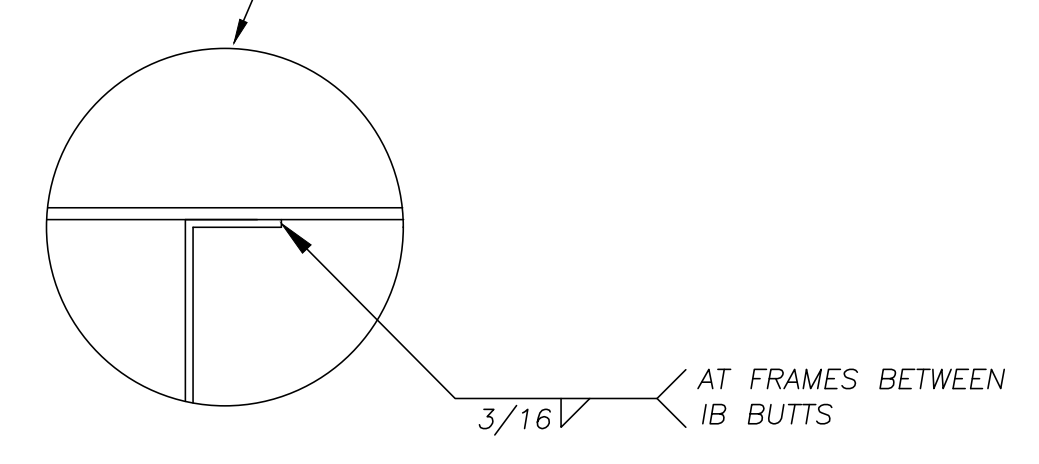


ELEVATION MB-1

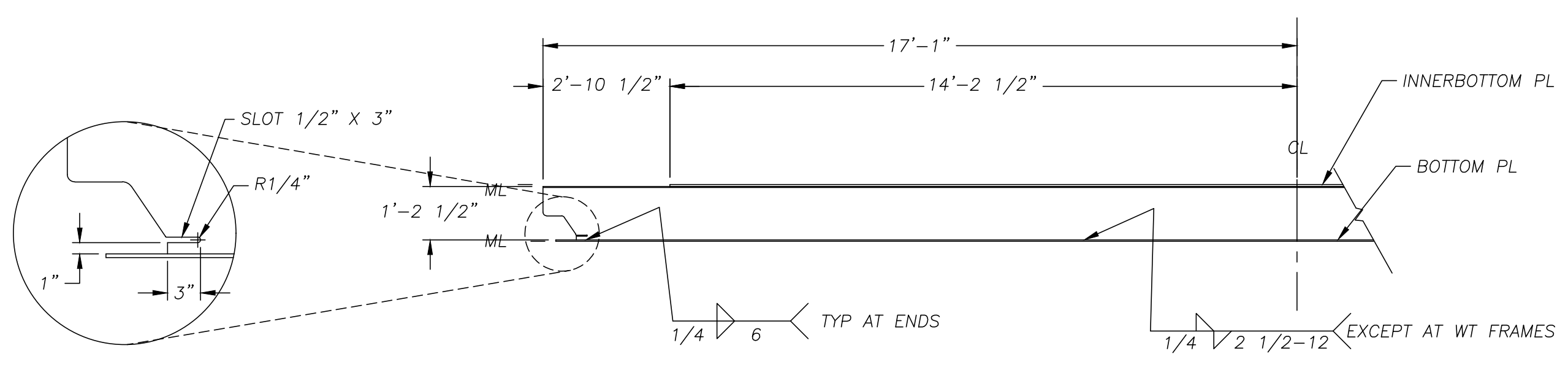
ELEVATION MB-2

ELEVATION MB-3

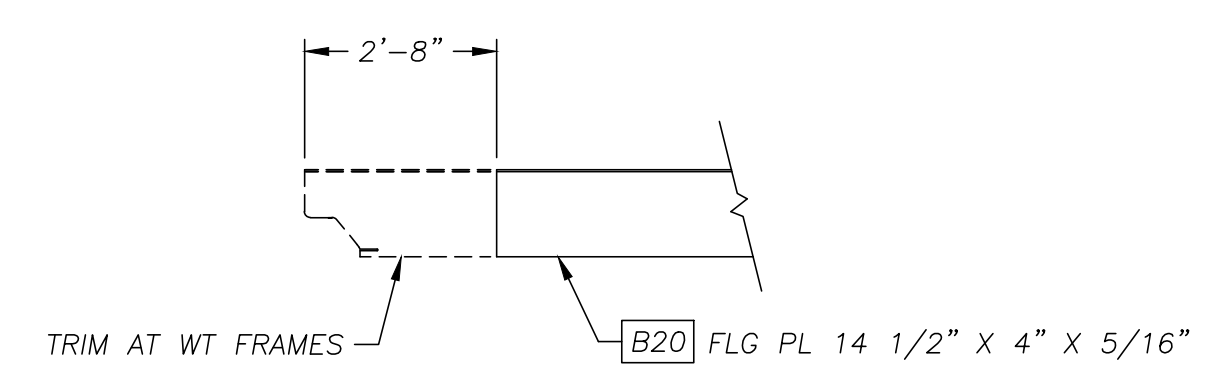
ELEVATION MB-4



AT FRAMES BETWEEN IB BUTTS



DETAIL 5-A
TRANSVERSE SECTION LOOKING FWD



DETAIL 3-A
WT FRAME

FLUSH TO 1/16" CROWN

2 1/4" TYP

WT FRAME P & S SEE DETAIL 3-A

SPRAY PAINT LARGE NUMBERS TO IDENTIFY EACH SECTION

TO SUIT IN SHOP TACK FOR CONSTRUCTION

NOTES:
1. TOTAL WEIGHT BTM SECTION: 126.5 TONS

JOB #	HULL #	BM #
5437	05-2437 TO 05-2441	32285
5432	05-2432 TO 05-2436	32257
5427	05-2427 TO 05-2431	32281
5422	05-2422 TO 05-2426	31934
5417	05-2417 TO 05-2421	32277
5412	05-2412 TO 05-2416	31926
5407	05-2407 TO 05-2411	32273
5402	05-2402 TO 05-2406	32250
5397	05-2397 TO 05-2401	32267
5392	05-2392 TO 05-2396	29008

1	REV WT WELD LOC	DWW	3-16-06
---	-----------------	-----	---------

NO.	REVISIONS	BY	DATE

DISTRIBUTION CODE		
1 CUSTOMER	4 PLANNING AND SCHEDULING	7 ABS-FIELD
2 SALES DEPARTMENT	5 REPAIR ENGINEERING	8 ABS-NEW YORK
3 ENGINEERING	6 PURCHASING DEPARTMENT	9 U.S. COAST GUARD

PRINT RECORD			
DIST.	NO.	REV.	DATE

JEFFBOAT

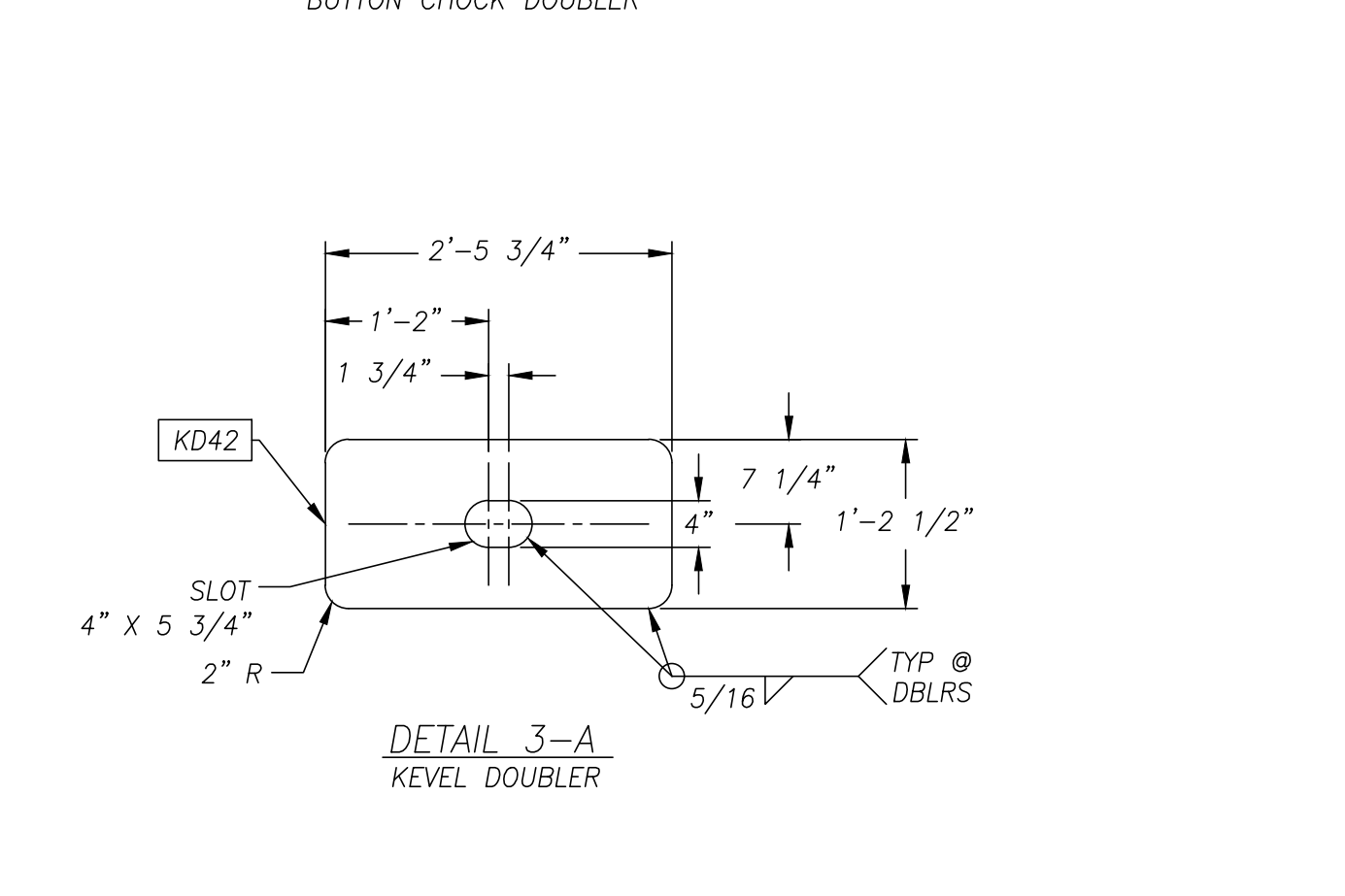
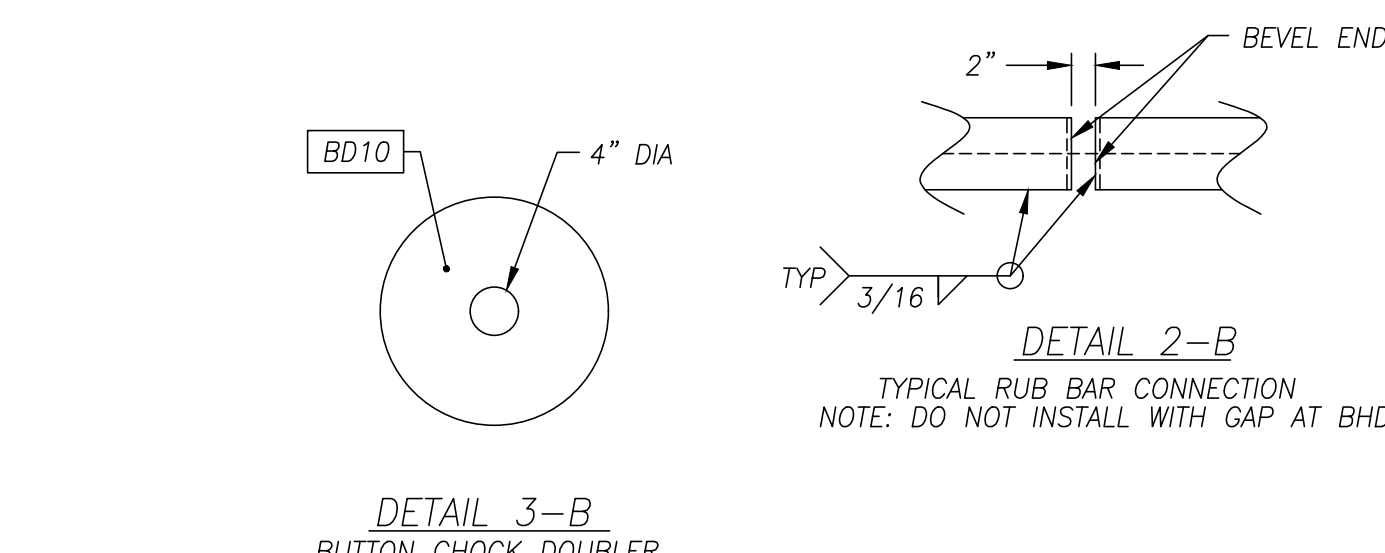

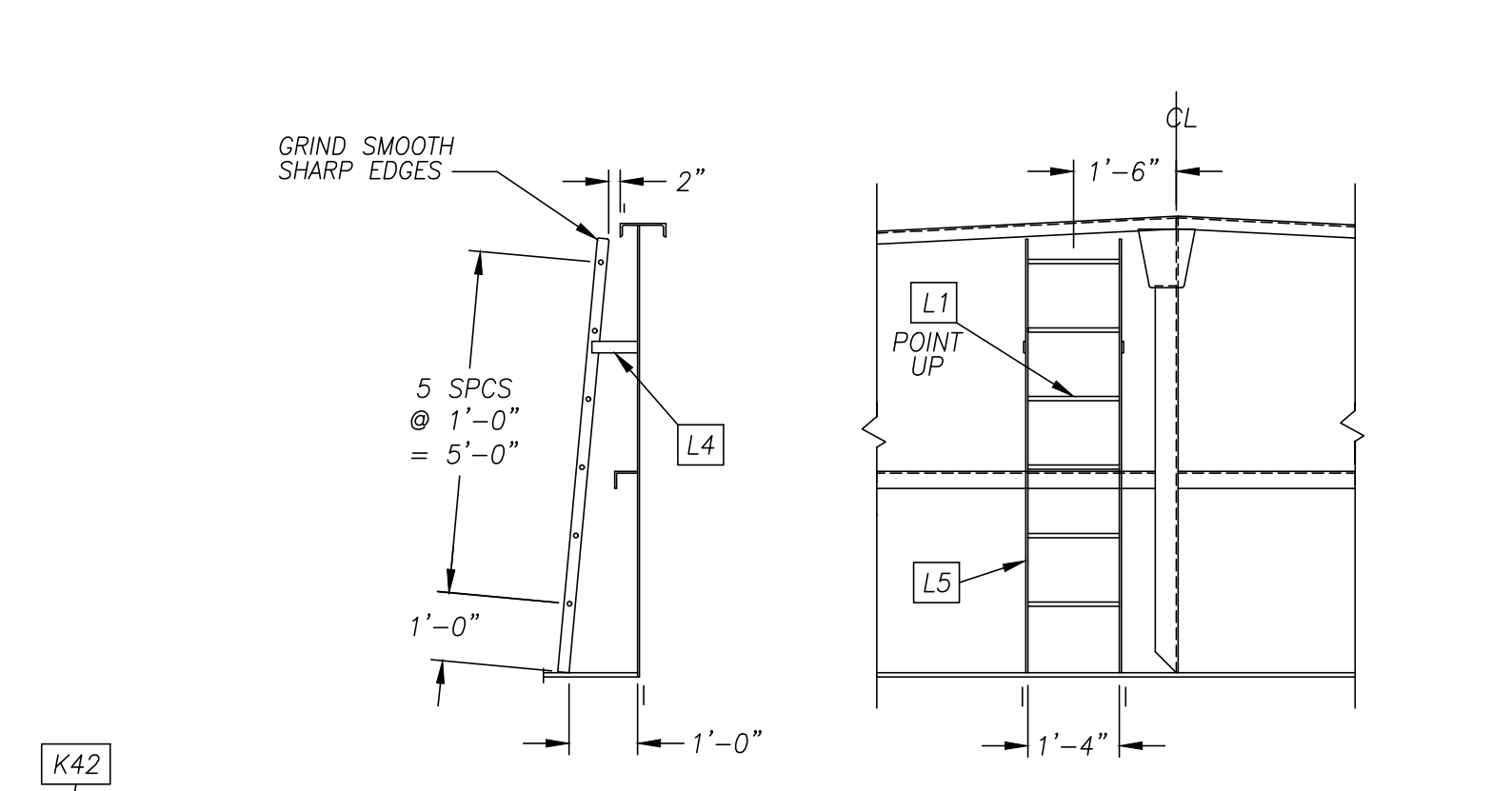
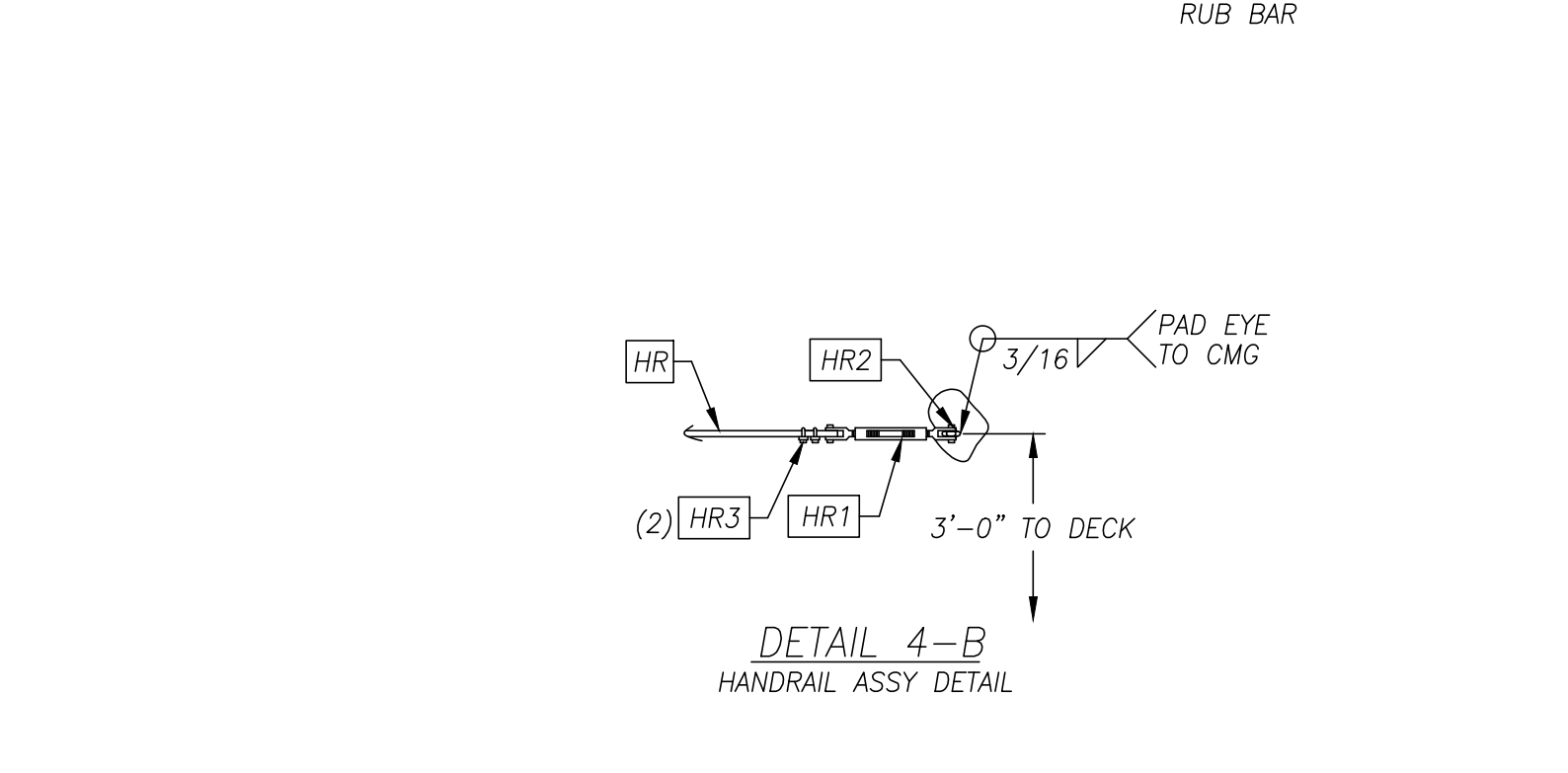
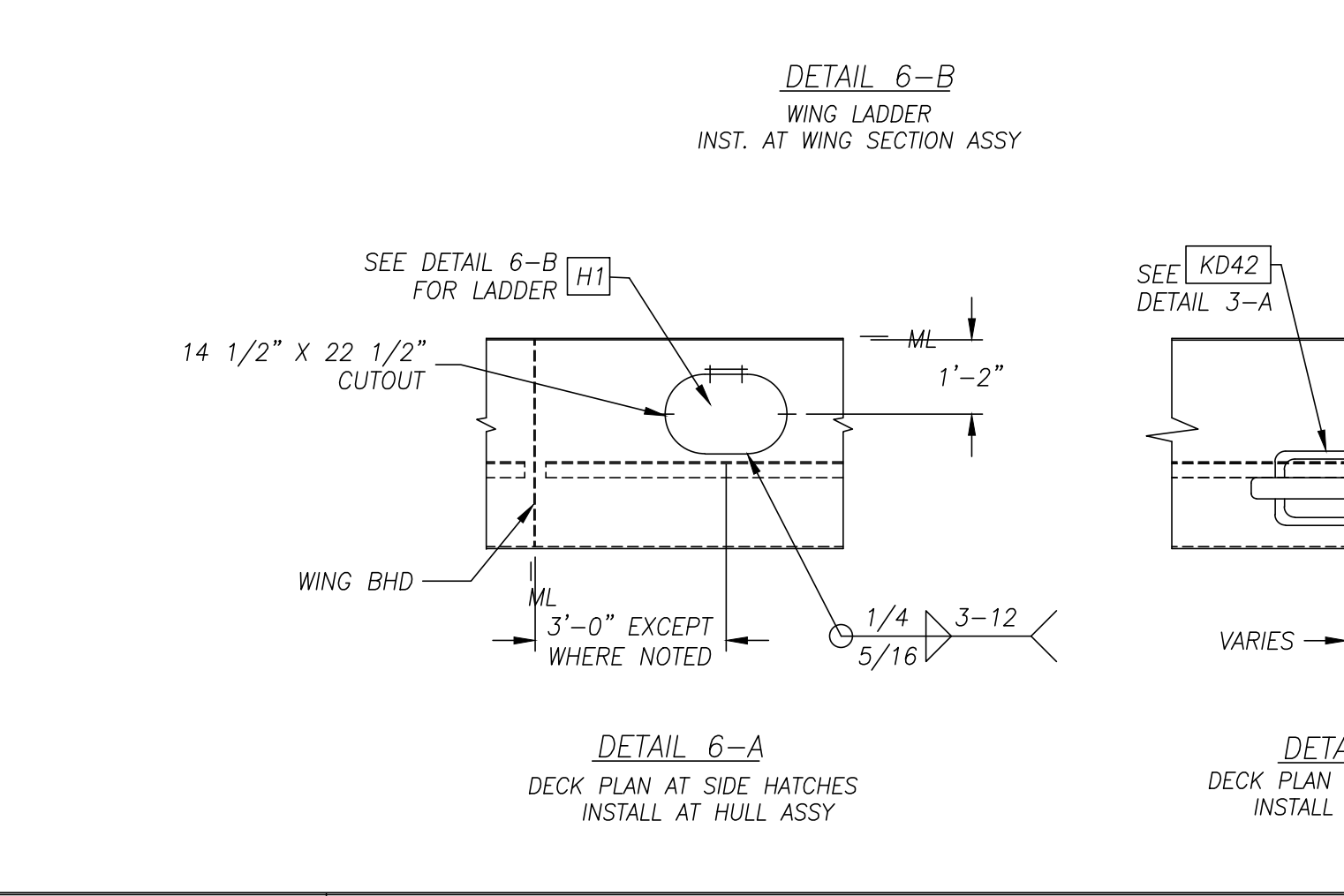
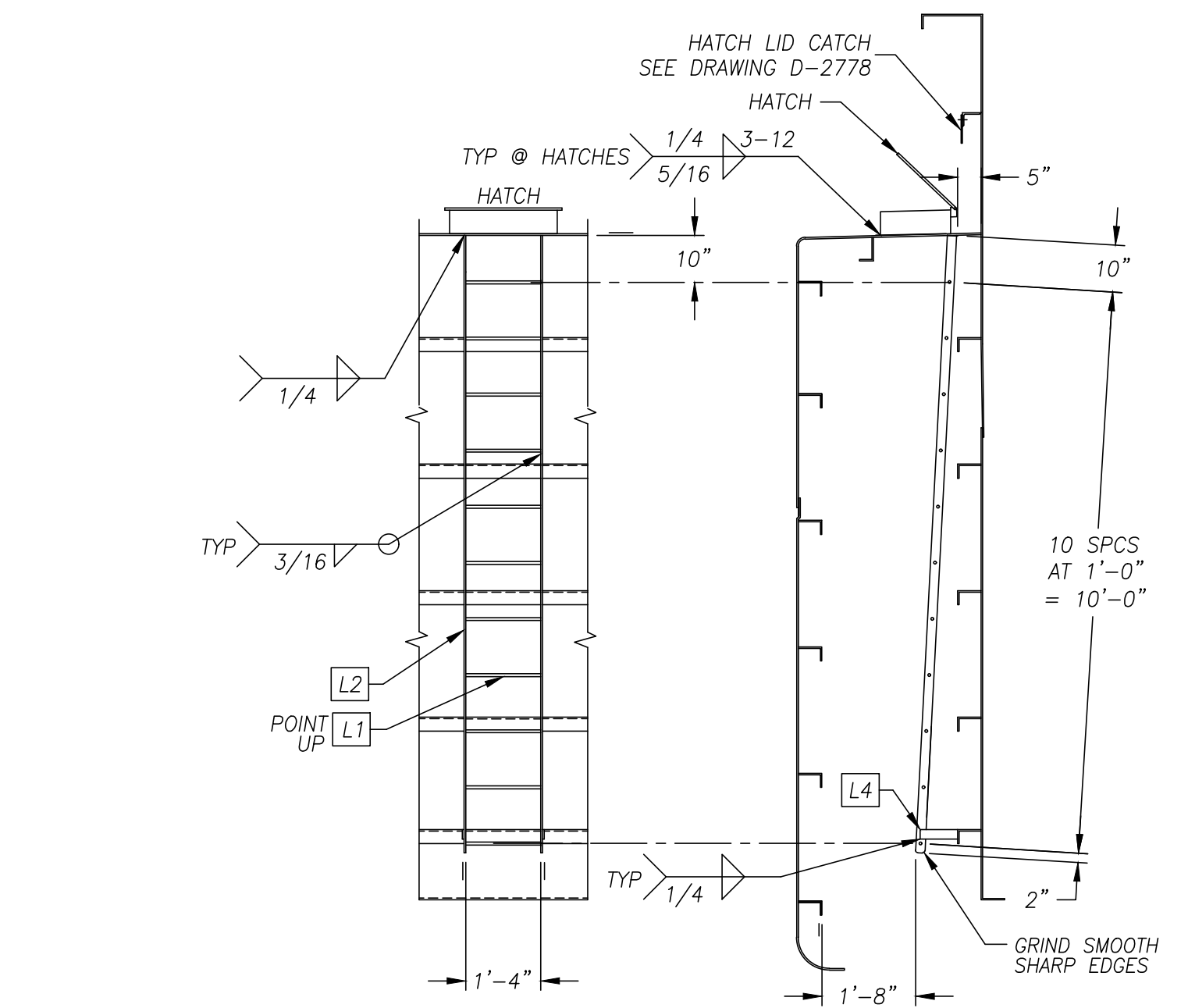
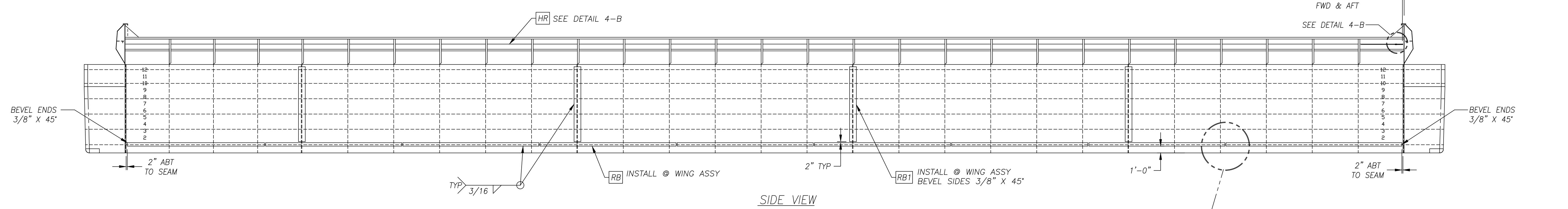
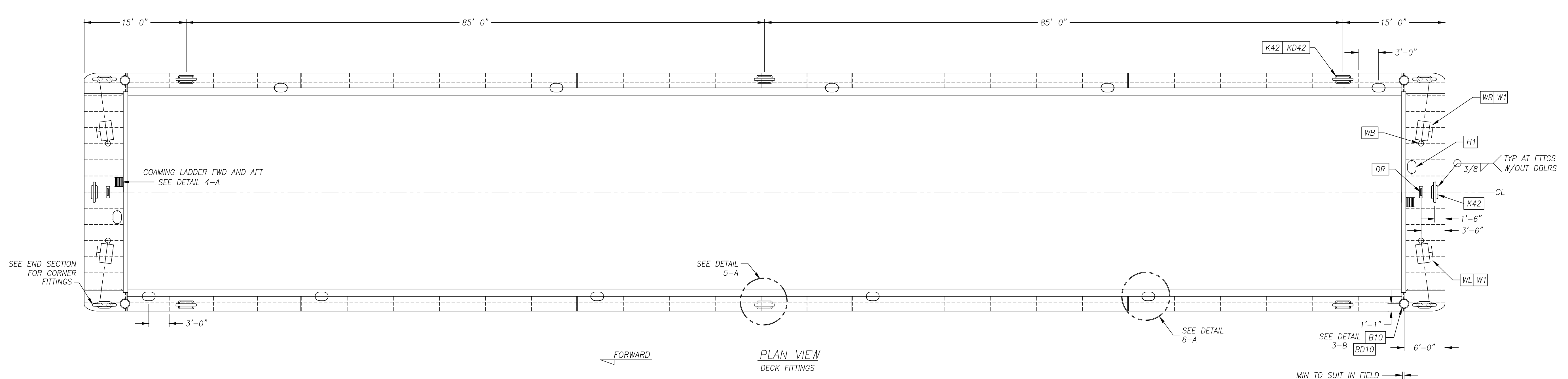
JEFFERSONVILLE, INDIANA

BOTTOM SECTIONS
HOPPER BARGE
200'-0" X 35'-0" X 13'-0"

DESIGN NO. HD-200-35-131	SCALE 1/8", 3/8" = 1'-0"	HULL NO. SHOWN
DRAWN BY FEJ	DATE 1-9-06	JOB NO. SHOWN
CHK'D BY DWW	DATE 1-9-06	COST ITEM 100
APP'D BY	DATE	REV
CONTRACT NO.	BILL OF MATERIAL SHOWN	DRAWING NO. B-19347

THIS PRINT IS THE PROPERTY OF JEFFBOAT
The information contained herein is confidential and not to be traced, reproduced or used in any manufacturing process without written permission from the owner.

05\HD\5392ac\Btm



NOTES:

- INSTALL CATCH ASSY PER REF. DWG #1 AT HATCHES.
- APPROX. OUTFITTING WT = 4 TONS. (THIS WEIGHT DOES NOT INCLUDE RUB BAR)

REFERENCE DRAWINGS		
NO.	TITLE	DRAWING NO.

PC MK	DESCRIPTION	QUANTITY	1 HULL
RB	FB 3/4" X 6" X LIN FT	380	
RB1	FB 3/4" X 12" X 11'-0"	8	
L1	SQ BR 3/4" X 1'-4"	122	
L2	FB 3/8" X 2" X 11'-0"	20	
L4	FB 3/8" X 2" X 0'-8"	24	
L5	FB 3/8" X 2" X 6'-4"	4	
K42	KEVEL 42" SHALLOW TYPE, UMC	8	
KD42	PL 3/8" X 14 1/2" X 2'-5 3/4"	6	
B10	10" BUTTON CHOCK, DF-185	4	
BD10	PL 3/8" X 1'-7" DIA	4	
DR	D-RING E-454	2	
WR	WINCH 40 TON (RH) PATTERSON	2	
WL	WINCH 40 TON (LH) PATTERSON	2	
WB	WINCH BUTTON (SUPPLIED W/ WINCH)	4	
W1	WIRE ROPE 1" X 60' (6X25 FC)	4	
H1	HATCH 15" X 23", 2 DOG, UMC	12	
HR	WIRE ROPE 1/2" X LIN FT (6X25) GALV	380	
HR1	TURNBUCKLE, 1/2 X 9 JAW GALV	4	
HR2	PAD EYE, SIZE 2	4	
HR3	CLAMP, 1/2" WIRE ROPE	8	

NO.	REVISIONS	BY	DATE
0			

DISTRIBUTION CODE						
1	CUSTOMER	4	PLANNING AND SCHEDULING	7	ABS-FIELD	
2	SALES DEPARTMENT	5	REPAIR ENGINEERING	8	ABS-NEW YORK	
3	ENGINEERING	6	PURCHASING DEPARTMENT	9	U S COAST GUARD	

PRINT RECORD							
DIST.	NO.	REV.	DATE	DIST.	NO.	REV.	DATE

DESIGN NO. HD-200-35-131		SCALE 1/8", 3/8" & 3/4" = 1'-0"		HULL NO. SHOWN	
DRAWN BY FEJ		DATE 1-16-06		JOB NO. SHOWN	
CHK'D BY DWV		DATE 1-16-06		COST ITEM 120, 160, 260	
APP'D BY		DATE		CONTRACT NO. B-19349	
BILL OF MATERIAL SHOWN		DRAWING NO. B-19349		REV. 1	

5437	05-2437 TO 05-2441	32287
5432	05-2432 TO 05-2436	32259
5427	05-2427 TO 05-2431	32283
5422	05-2422 TO 05-2426	32256
5417	05-2417 TO 05-2421	32279
5412	05-2412 TO 05-2416	32254
5407	05-2407 TO 05-2411	32275
5402	05-2402 TO 05-2406	32252
5397	05-2397 TO 05-2401	32269
5392	05-2392 TO 05-2396	32249
JOB #	HULL #	BM #

JEFFBOAT
JEFFERSONVILLE, INDIANA

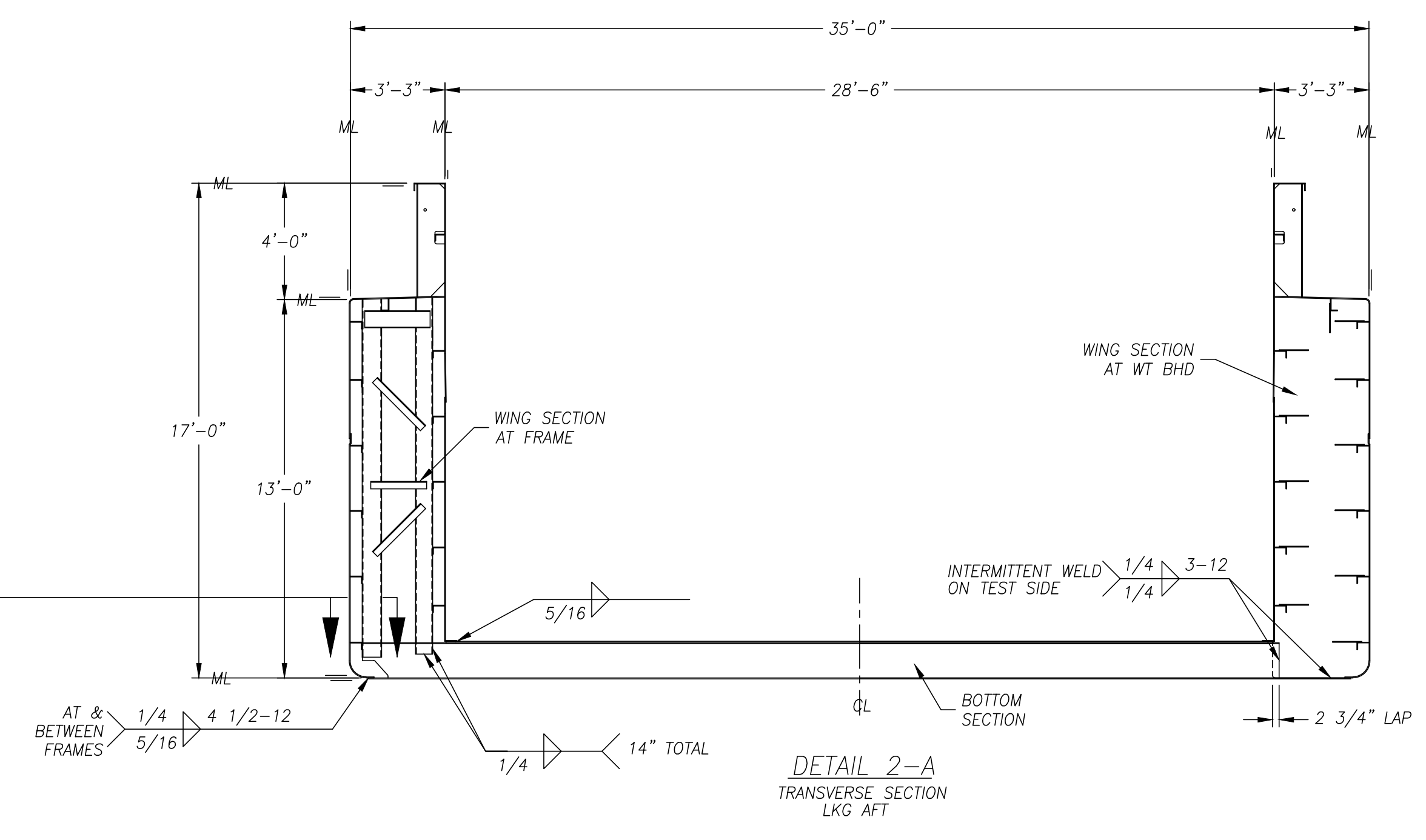
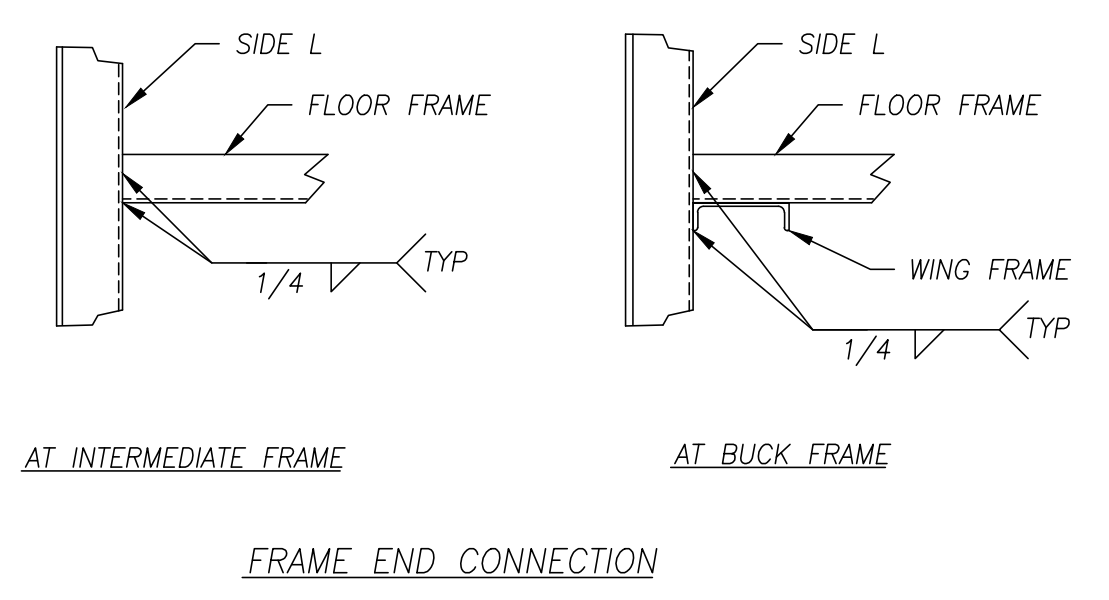
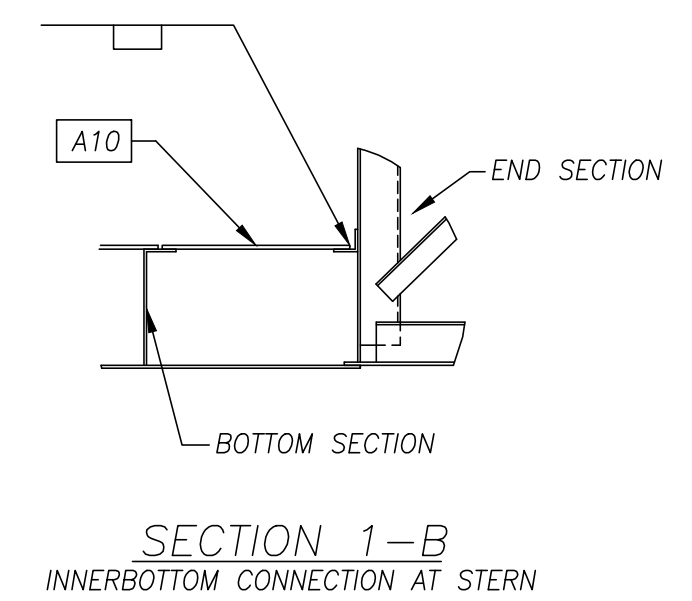
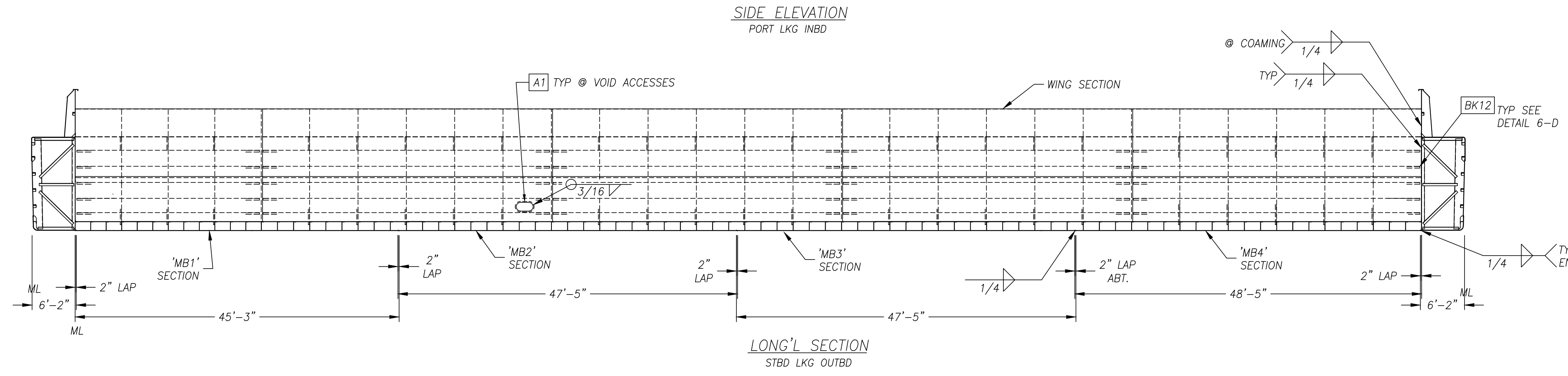
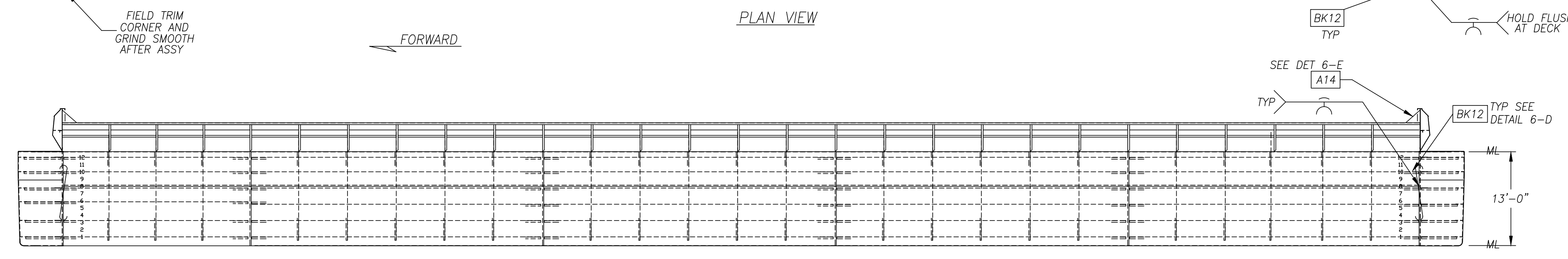
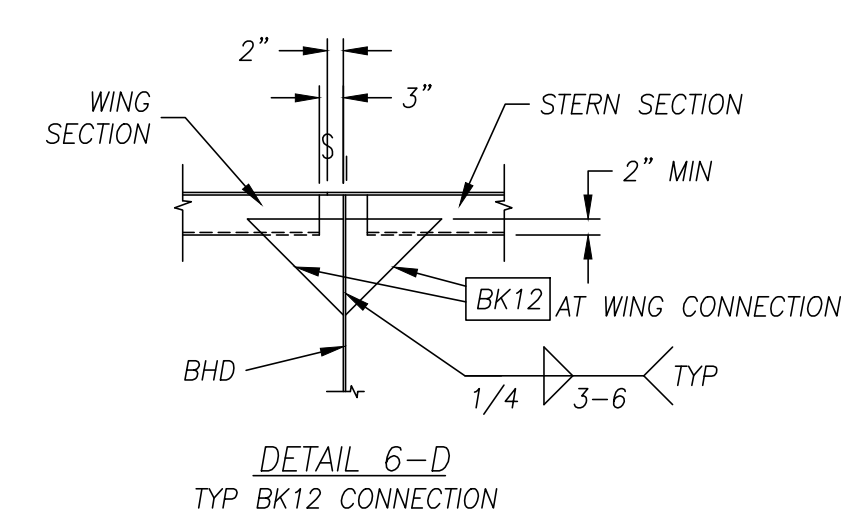
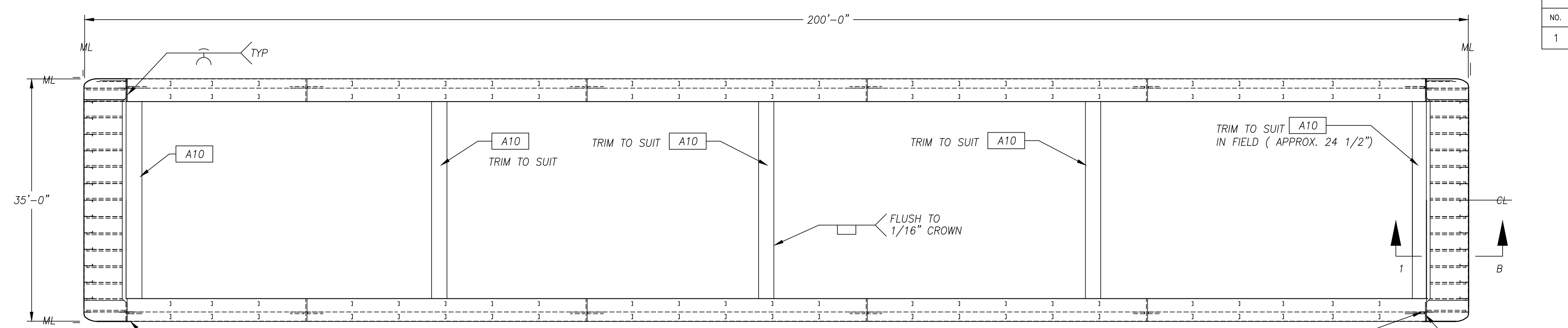
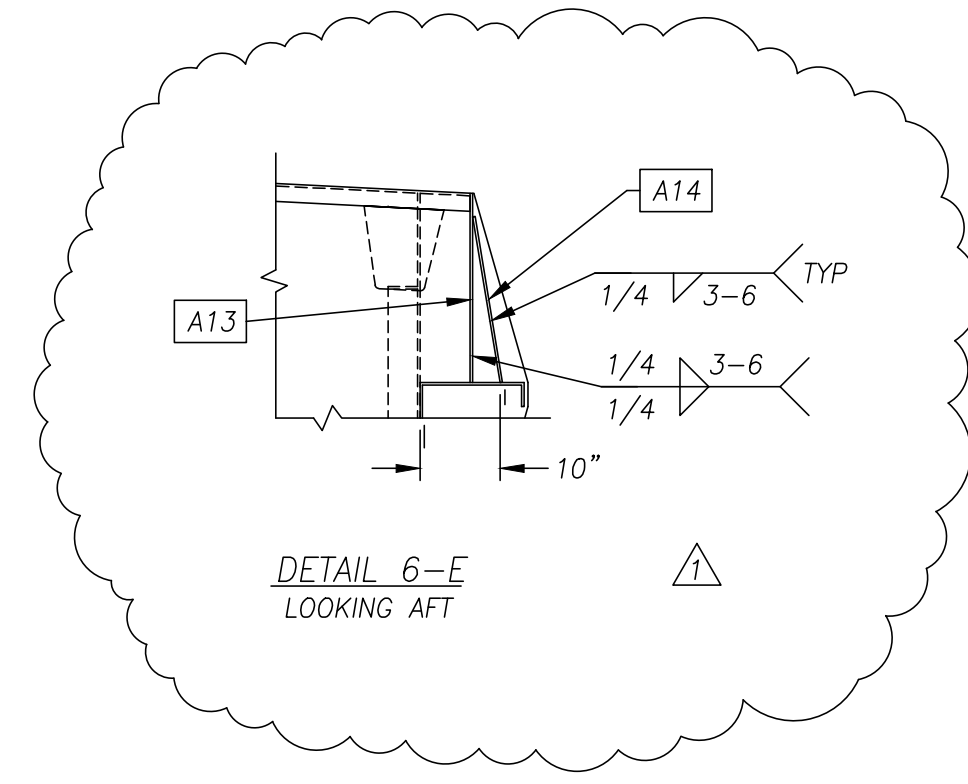
OUTFITTING
HOPPER BARGE
200'-0" X 35'-0" X 13'-0"

THIS PRINT IS THE PROPERTY OF JEFFBOAT
The information contained herein is confidential and not to be traced, reproduced or used in any manufacturing process without written permission from the owner.

05\HD\5392oc1\Ofitg.dwg

REFERENCE DRAWINGS		
NO.	TITLE	DRAWING NO.
1		

PC MK	DESCRIPTION	QUANTITY	1 HULL
A1	PL 5/16" X 17 1/2" X 2'-7 1/2"	10	
A10	PL 1/2" X 26 1/2" X 28'-7"	5	
A13	PL 5/16" X 4 5/8" X 2'-2"	4	
A14	PL 5/16" X 21" X 2'-0"	4	
BK12	PL 5/16" X 12" X 1'-0"	48	



- NOTES:
- TOTAL WEIGHT ASSEMBLY PARTS: 3.7 TONS
 - WELD WATERSTOPS IN LAPS TO SUIT IN FIELD AT ALL WT BHD'S.
 - SEE DWG D-2230-S FOR ALTERNATE BK12 CONNECTION.

5437	05-2437 TO 05-2441	32288
5432	05-2432 TO 05-2436	32264
5427	05-2427 TO 05-2431	32284
5422	05-2422 TO 05-2426	32263
5417	05-2417 TO 05-2421	32280
5412	05-2412 TO 05-2416	32262
5407	05-2407 TO 05-2411	32276
5402	05-2402 TO 05-2406	32261
5397	05-2397 TO 05-2401	32270
5392	05-2392 TO 05-2396	32260
JOB #	HULL #	BM #

NO.	REVISIONS	BY	DATE
1	REV. WELD DETAIL IN DETAIL 6-E	FEJ	3-17-06

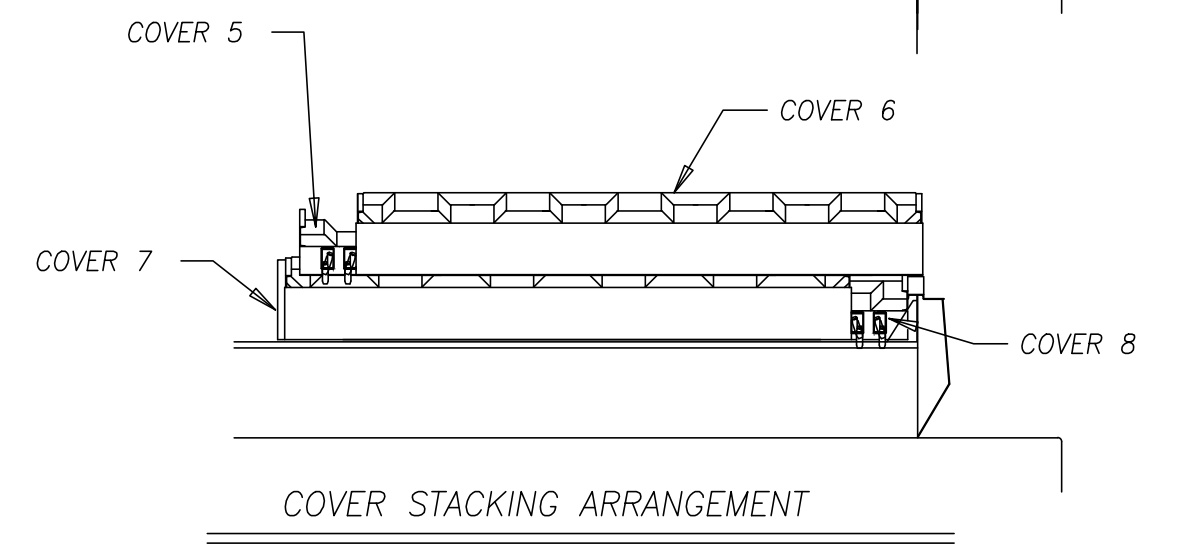
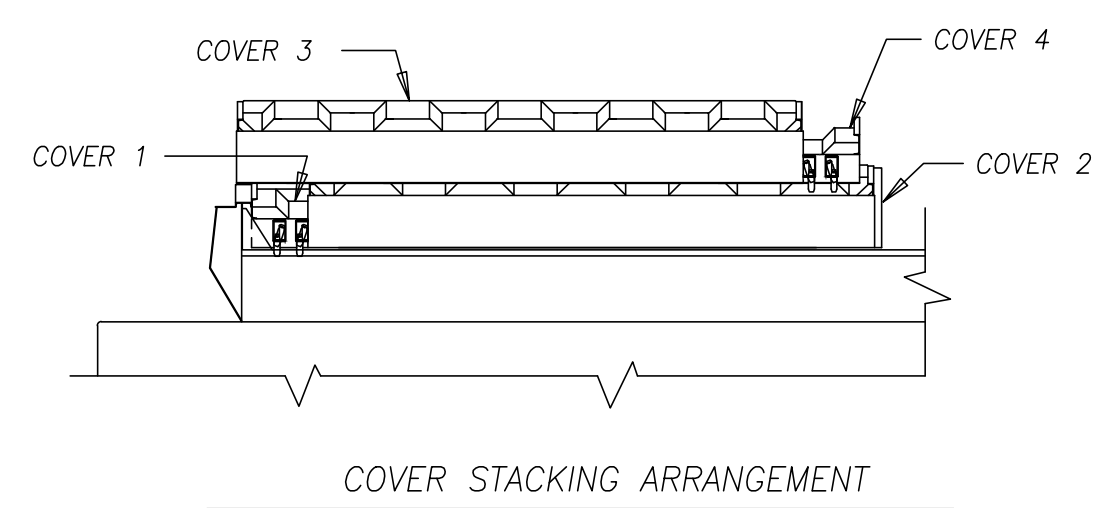
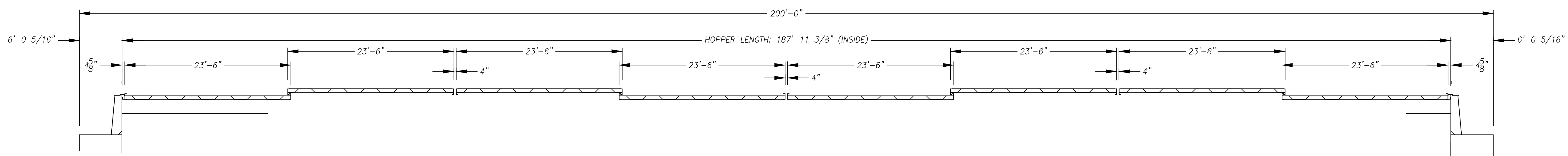
DISTRIBUTION CODE			
1 CUSTOMER	4 PLANNING AND SCHEDULING	7 ABS-FIELD	
2 SALES DEPARTMENT	5 REPAIR ENGINEERING	8 ABS-NEW YORK	
3 ENGINEERING	6 PURCHASING DEPARTMENT	9 U S COAST GUARD	

PRINT RECORD			
DIST.	NO.	REV.	DATE

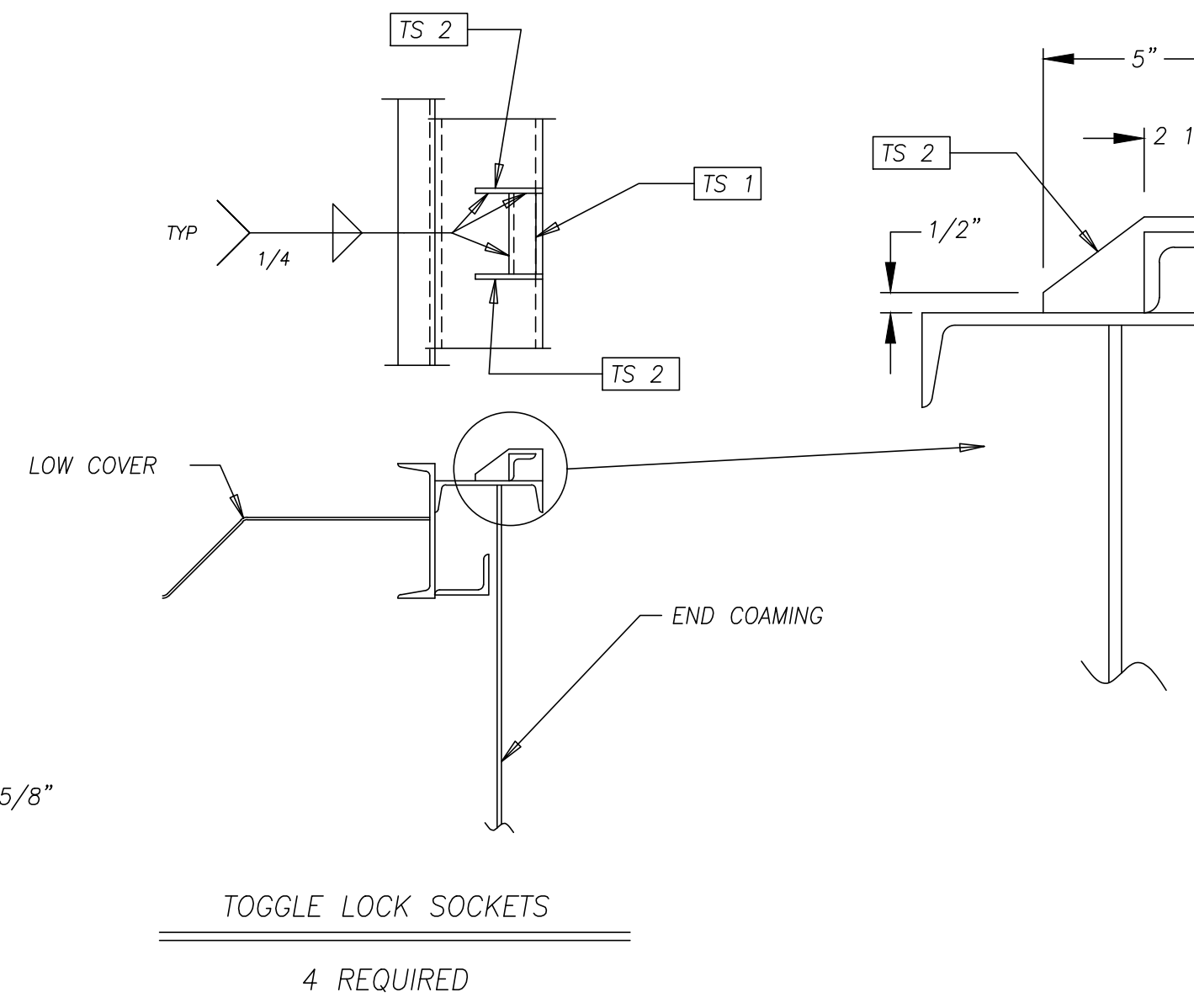
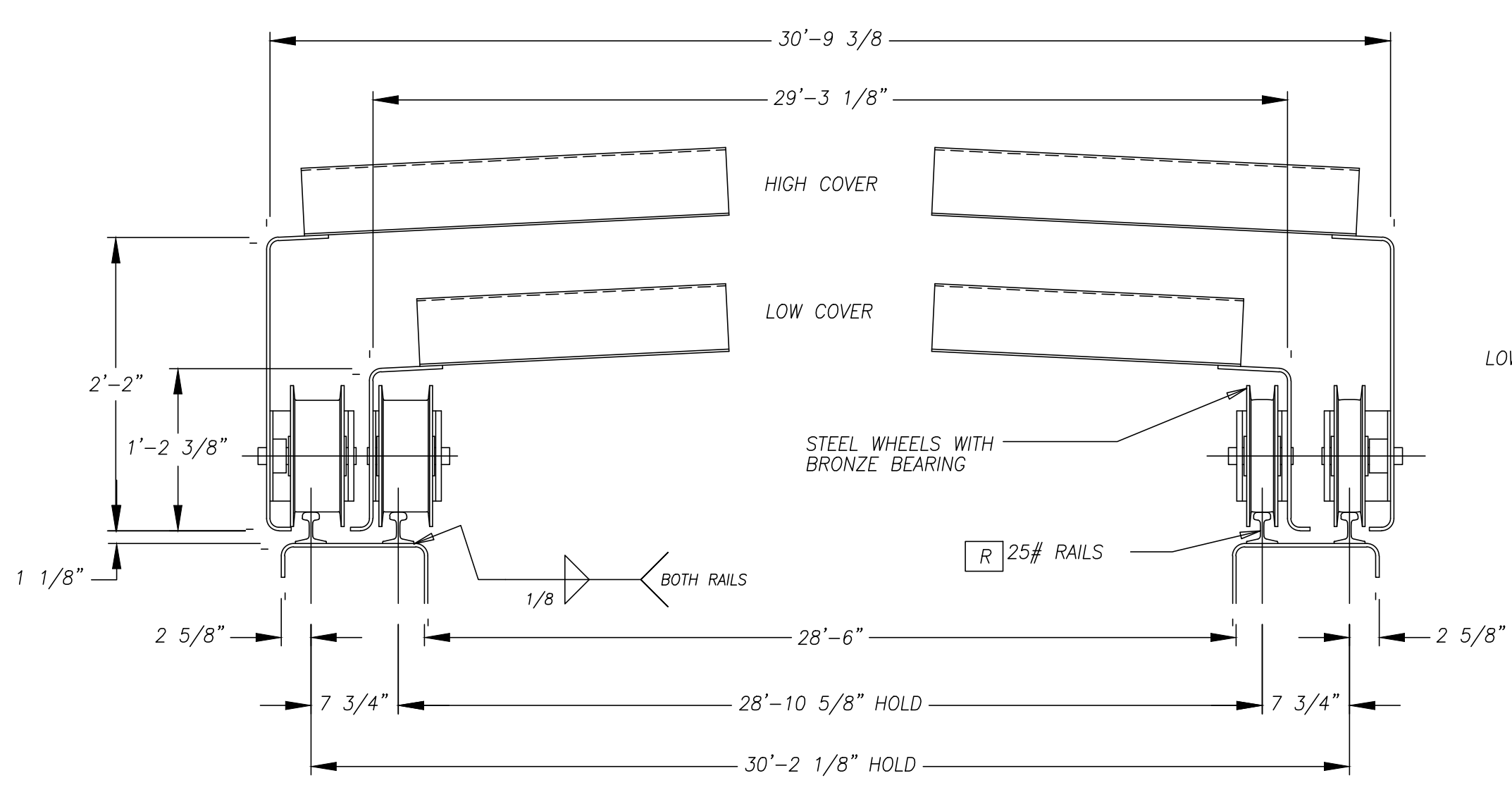
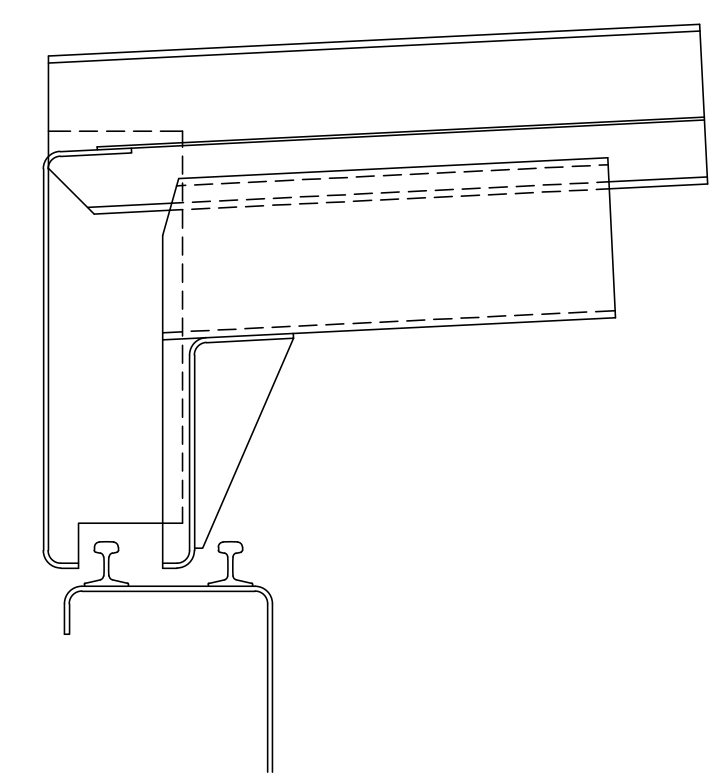
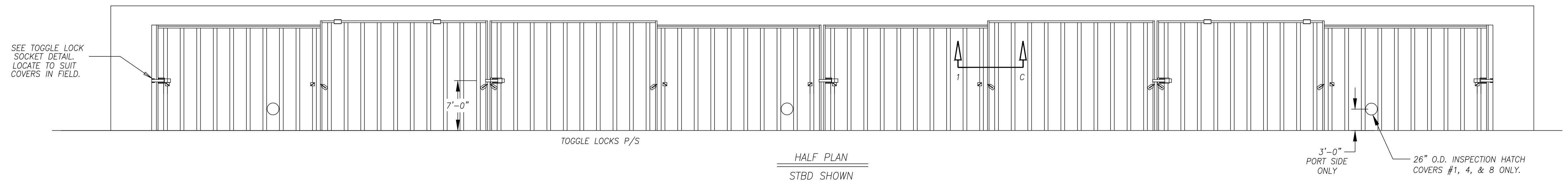
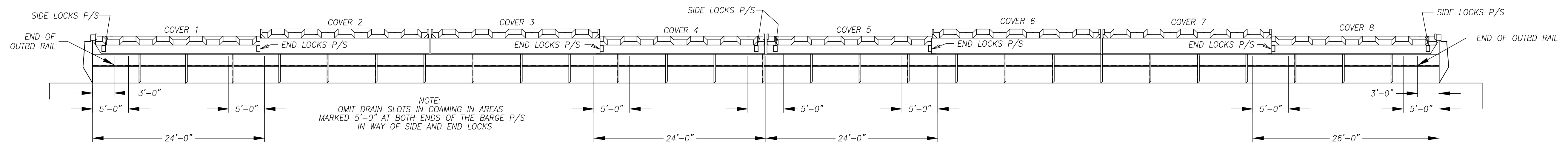
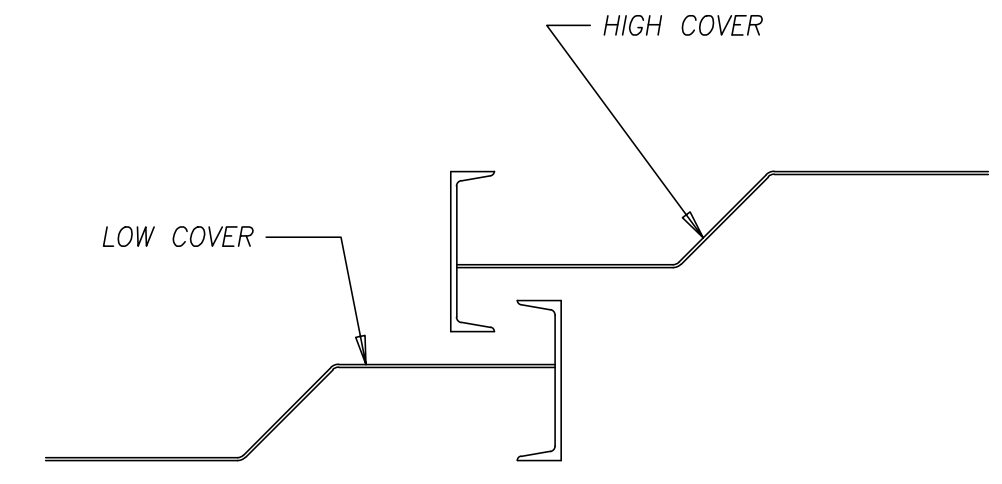
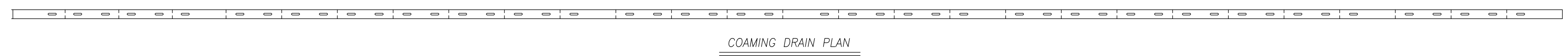
JEFFBOAT	
JEFFERSONVILLE, INDIANA	
HULL ASSEMBLY HOPPER BARGE 200'-0" X 35'-0" X 13'-0"	

THIS PRINT IS THE PROPERTY OF JEFFBOAT
The information contained herein is confidential and not to be traced, reproduced or used in any manufacturing process without written permission from the owner.

DESIGN NO.	HD-200-35-131	HULL NO.	SHOWN
SCALE	3/32", 1/4" & 1/2" = 1'-0"	DRAWN BY	FEJ
DATE	1-19-06	DATE	1-19-06
CHK'D BY	DHW	DATE	1-19-06
APP'D BY		DATE	
CONTRACT NO.	ACL	BILL OF MATERIAL	SHOWN
DRAWING NO.	B-19350	REV	1



NOTE:
CUT 2 1/2" X 12" DRAIN SLOTS THRU COAMING BETWEEN RAILS
ON APPROX 3'-4 1/2" CTRS (2 SLOTS BETWEEN EACH COAMING BKT).
OMIT SLOTS IN WAY OF SIDE AND END LOCKS.



5437	05-2437 TO 05-2441	32288
5432	05-2432 TO 05-2436	32264
5427	05-2427 TO 05-2431	32284
5422	05-2422 TO 05-2426	32263
5417	05-2417 TO 05-2421	32280
5412	05-2412 TO 05-2416	32262
5407	05-2407 TO 05-2411	32276
5402	05-2402 TO 05-2406	32261
5397	05-2397 TO 05-2401	32270
5392	05-2392 TO 05-2396	32260
JOB #	HULL #	BM #

REFERENCE DRAWINGS		
NO.	TITLE	DRAWING NO.
1		

PC MK	DESCRIPTION	QUANTITY	1 HULL
TS1	A 2" X 2" X 3/8" X 0'-6"	4	
TS2	PL 3/8" X 2 3/8" X 0'-5"	8	
R	RAIL 25# X LIN FT	740	

REVISIONS				BY	DATE
NO.	DESCRIPTION	BY	DATE		

DISTRIBUTION CODE								
1	CUSTOMER	4	PLANNING AND SCHEDULING	7	ABS-FIELD	10	CO	
2	SALES DEPARTMENT	5	REPAIR ENGINEERING	8	ABS-NEW YORK	11	CO	
3	ENGINEERING	6	PURCHASING DEPARTMENT	9	U S COAST GUARD	12	CO	

PRINT RECORD											
DIST.	NO.	REV.	DATE	DIST.	NO.	REV.	DATE	DIST.	NO.	REV.	DATE

JEFFBOAT

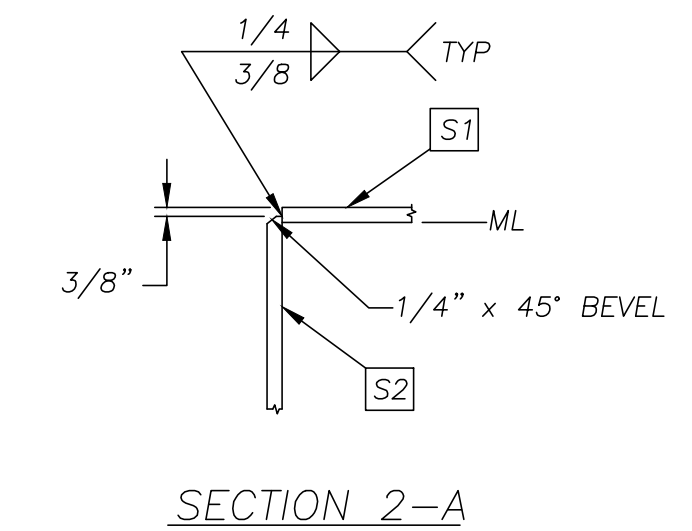
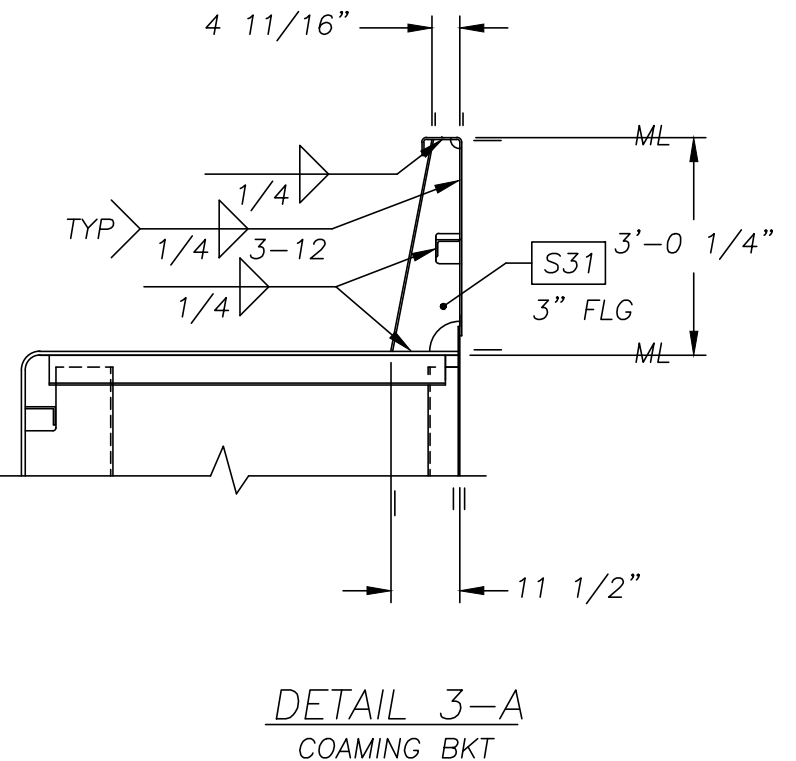
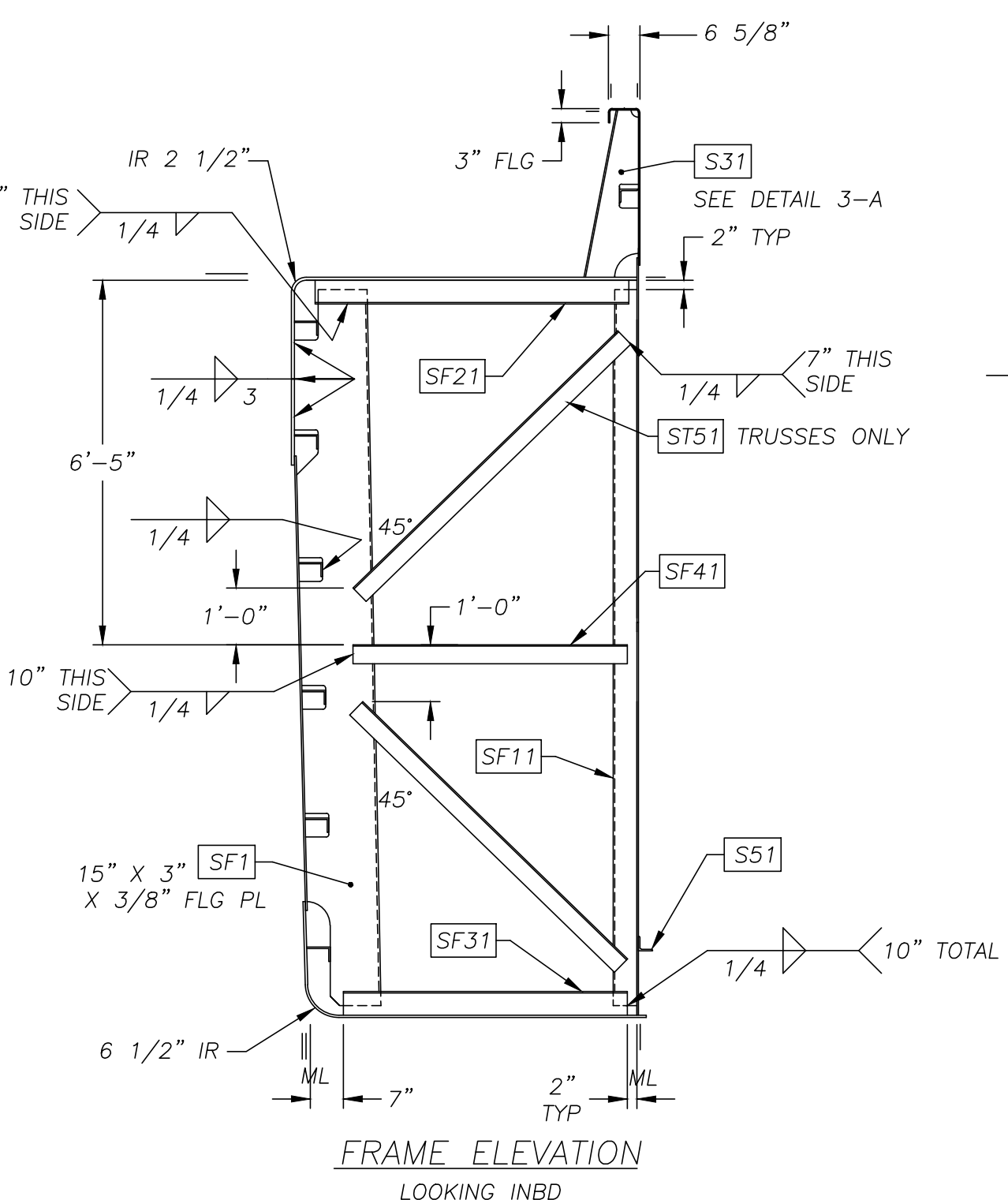
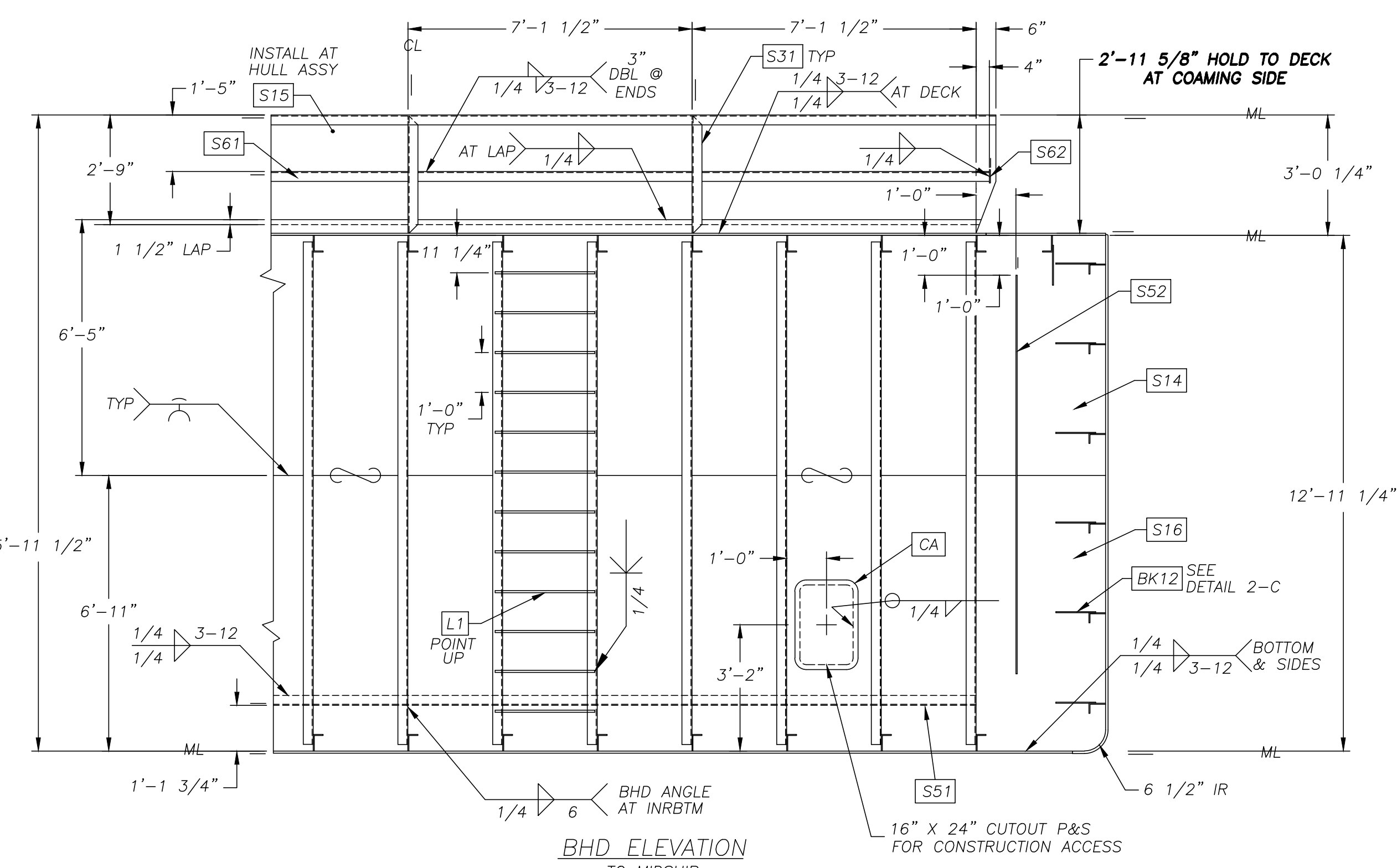
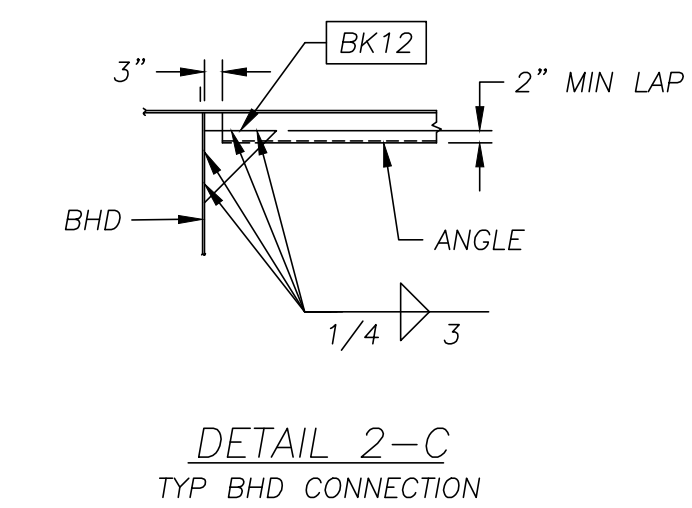
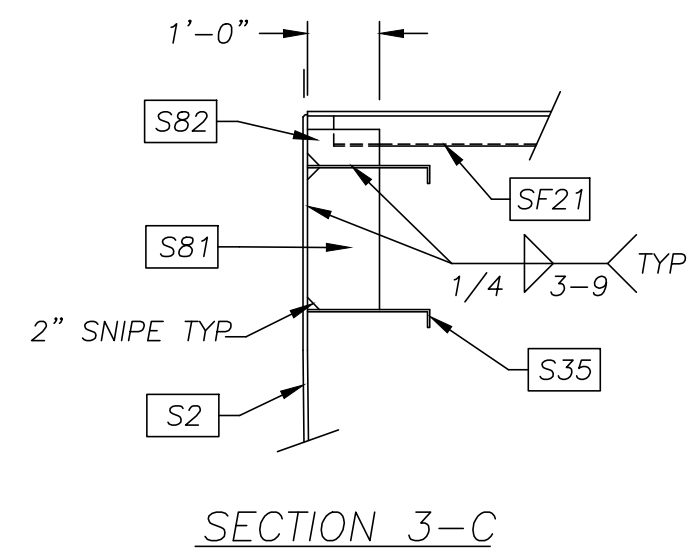
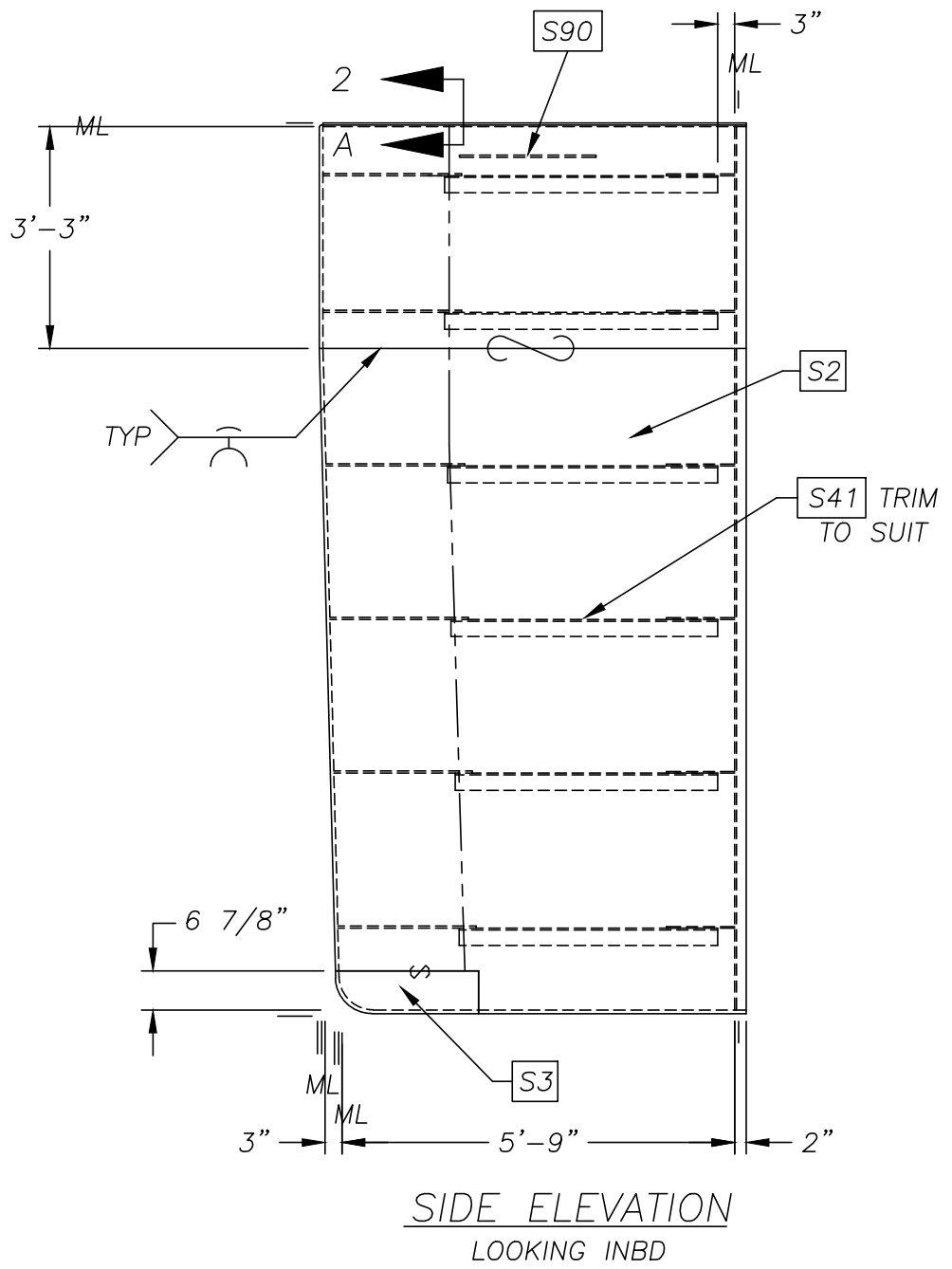
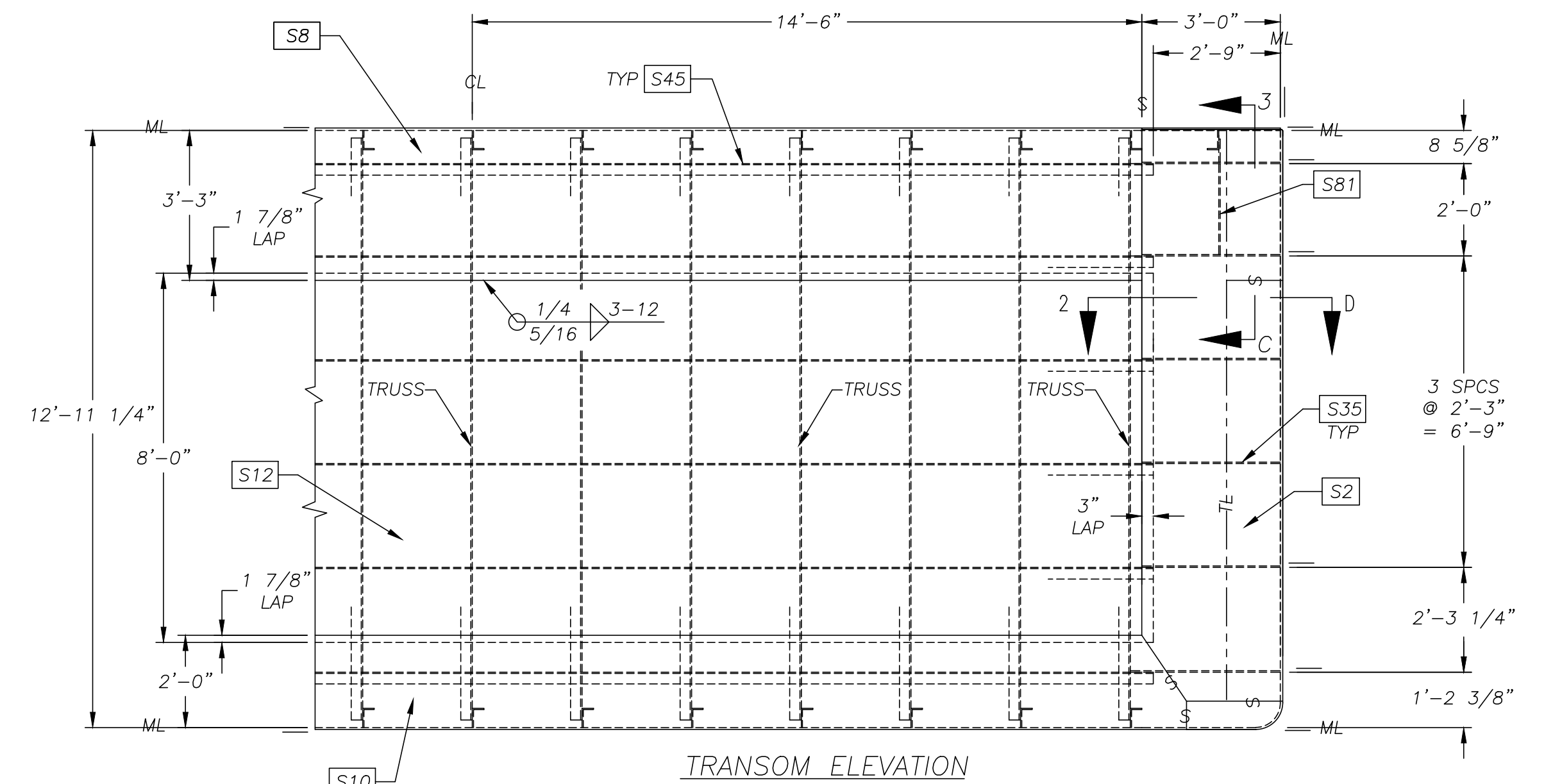
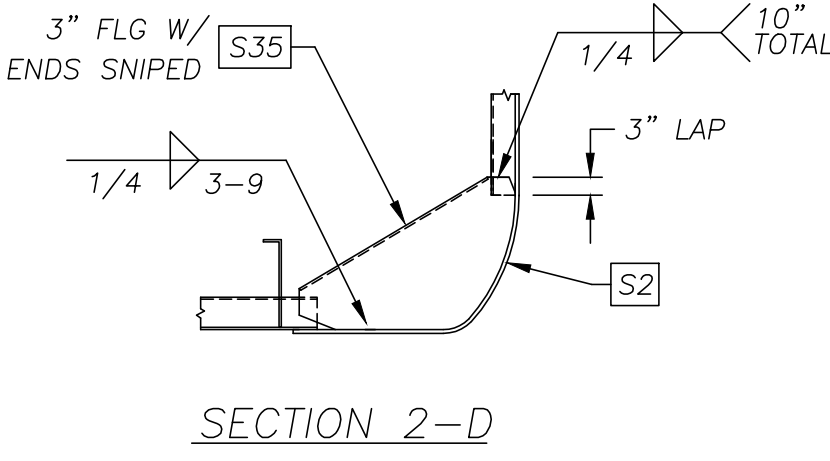
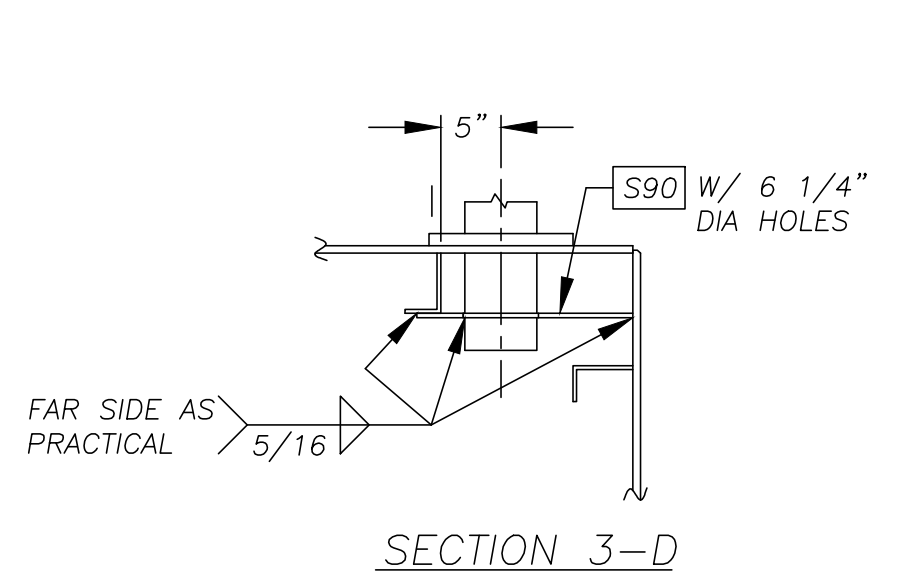
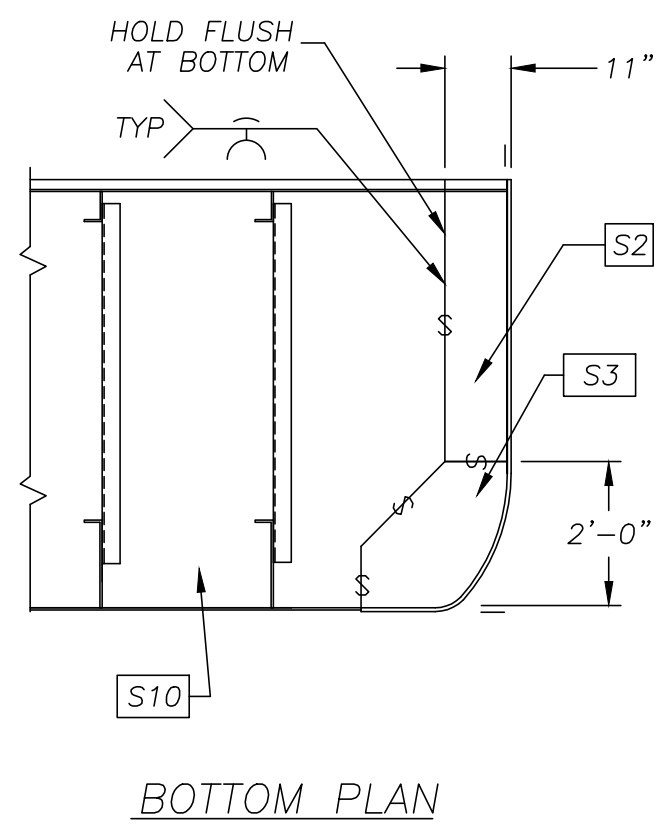
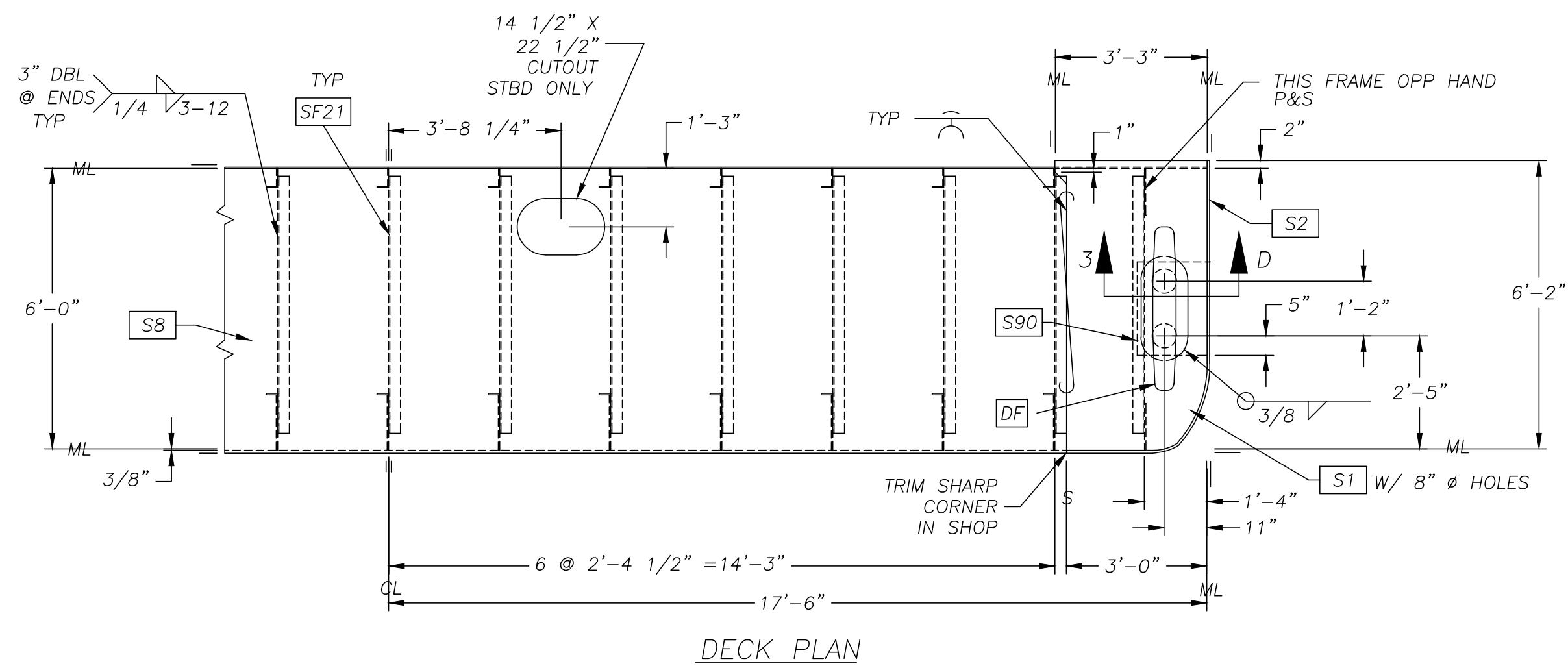
JEFFERSONVILLE, INDIANA

PLAN & ELEVATIONS
ROLLING TELESCOPING COVERS
200' X 35' BOX HOPPER BARGE

DESIGN NO.	SHOWN
SCALE	1/8", 1", 3" = 1'-0"
DRAWN BY	FEJ DATE 2-8-06
CHK'D BY	DWW DATE 2-8-06
APP'D BY	DATE
CONTRACT NO.	BILL OF MATERIAL
ACL	SHOWN
DRAWING NO.	B-19358
REV	1

THIS PRINT IS THE PROPERTY OF JEFFBOAT
The information contained herein is confidential and not to be traced, reproduced or used in any manufacturing process without written permission from the owner.

05\hds392ae1\Cover



- NOTES
- TOTAL END SECTION WT: 21 TONS
 - WELD WATERSTOPS IN LAPS TO SUIT IN FIELD AT ALL WT BHD'S.
 - SEE DRWG D-2230-S FOR ALTERNATE BK12 CONNECTION.

REFERENCE DRAWINGS		
NO.	TITLE	DRAWING NO.
1		

PC MK	DESCRIPTION	QUANTITY	1 HULL
S1	PL 5/8" X 39" X 6'-2 3/8"		2
S2	PL 5/8" X 103 13/16" X 13'-9 7/16" P&S		2
S3P	CORNER CASTING ELLIPSE (E-2656-S)		1
S3S	CORNER CASTING ELLIPSE (E-2656-S)		1
S8	PL 5/8" X 110 7/8" X 29'-0"		1
S10	PL 1/2" X 93 1/4" X 33'-3 1/4"		1
S12	PL 3/8" X 96" X 29'-6"		1
S14	PL 5/16" X 77" X 35'-0"		1
S15	PL 5/16" X 41 1/2" X 29'-6"		1
S16	PL 5/16" X 83" X 35'-0"		1
S31	PL 5/16" X 13 3/8" X 2'-11 5/16"		3
S35	PL 3/8" X 25 5/16" X 3'-0" P&S		12
S41	A 5" X 3" X 5/16" X 4'-0"		12
S45	A 5" X 3" X 5/16" X 29'-6"		6
S51	A 3" X 3" X 5/16" X 28'-7"		1
S52	BR FL 3/8" X 4" X 10'-0"		2
S61	A 4" X 3" X 5/16" X 29'-2"		1
S62	PL 5/16" X 4" X 0'- 4 1/12"		2
S81	PL 3/8" X 12" X 1'-11 5/8"		2
S82	PL 3/8" X 6" X 1'-0"		2
S90	PL 3/8" X 18" X 2'-0"		2
SF1	PL 3/8" X 17 1/4" X 12'-7 1/4"		13
SF11	A 5" X 3" X 5/16" X 12'-7 1/4"		13
SF21	A 5" X 3" X 5/16" X 5'-6"		15
SF31	A 5" X 3" X 5/16" X 5'-0"		13
SF41	A 4" X 4" X 5/16" X 4'-10"		13
ST51	A 3" X 3" X 5/16" X 6'-6"		10
BK12	PL 5/16" X 12" X 1'-0"		14
CA	PL 5/16" X 19" X 2'-3"		2
DF	KEVEL, 42" DEEP TYPE, UMC		2
L1	BR SQ 3/4" X 2'-6"		12
LP	A 6" X 6" X 3/4" X 0'-8"		2

NO.	REVISIONS	BY	DATE
0			

DISTRIBUTION CODE			
1	CUSTOMER	4	PLANNING AND SCHEDULING
2	SALES DEPARTMENT	5	REPAIR ENGINEERING
3	ENGINEERING	6	PURCHASING DEPARTMENT
7	ABS-FIELD	8	ABS-NEW YORK
9	U S COAST GUARD		

PRINT RECORD

DIST.	NO.	REV.	DATE	DIST.	NO.	REV.	DATE	DIST.	NO.	REV.	DATE

JEFFBOAT

JEFFERSONVILLE, INDIANA

END SECTION
HOPPER BARGE
200-0" X 35'-0" X 13'-0"

JOB #	HULL #	BM #
5457	05-2457	05-2461
5452	05-2452	05-2456
5447	05-2447	05-2451
5442	05-2442	05-2446

CONTRACT NO.	BILL OF MATERIAL SHOWN	DRAWING NO.	REV
ACL	SHOWN	B-20658	1

DESIGN NO. HD-200-35-132

SCALE 3/8", 3/4", 1 1/2" = 1'-0"

DRAWN BY: RDC DATE: 6/13/07

CHK'D BY: DWV DATE: 6/13/07

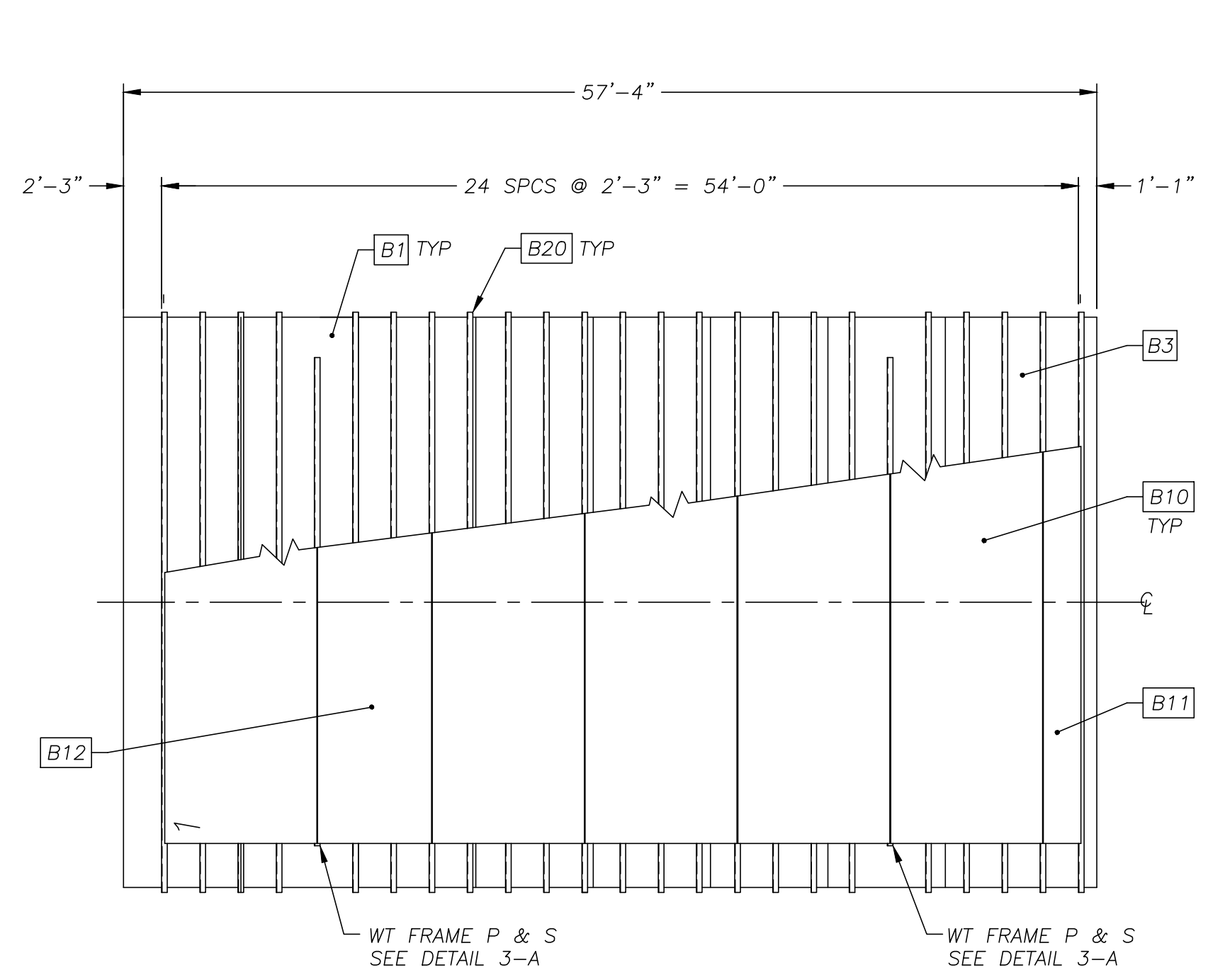
APP'D BY: DATE

THIS PRINT IS THE PROPERTY OF JEFFBOAT and not to be traced, reproduced or used in any manufacturing process without written permission from the owner.

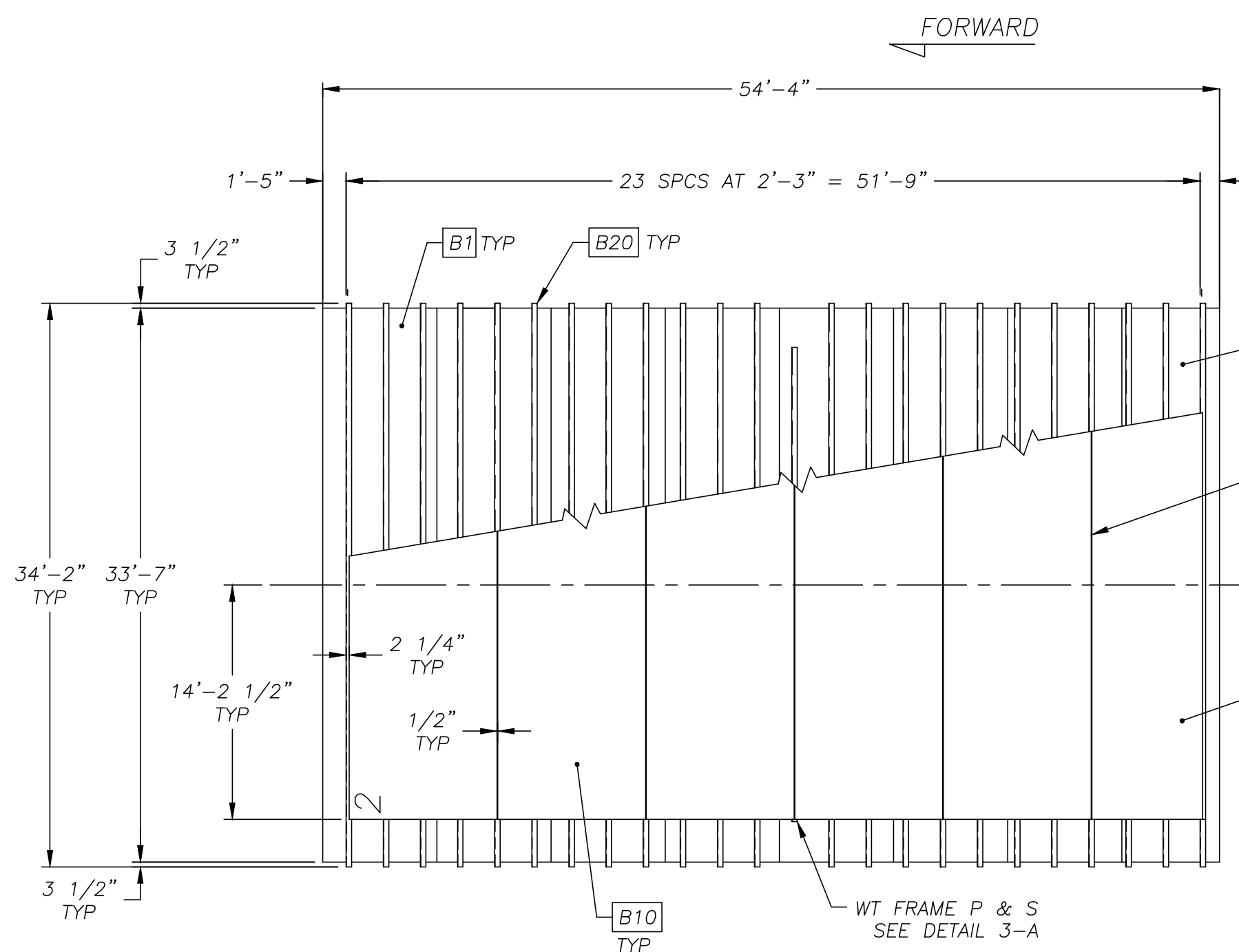
05\HD\5442a01End

REFERENCE DRAWINGS		
NO.	TITLE	DRAWING NO.
1		

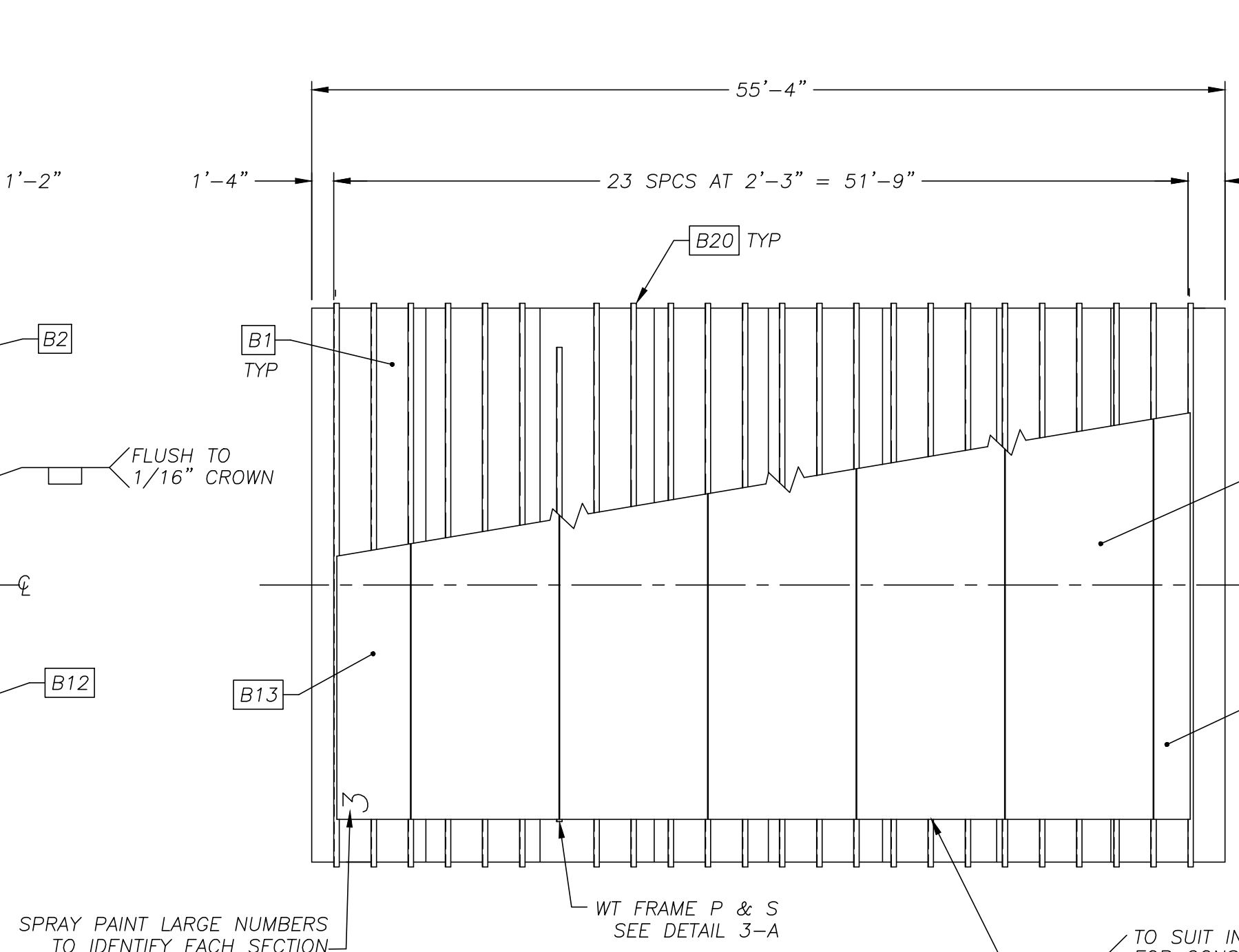
PC MK	DESCRIPTION	QUANTITY	1 HULL
B1	PL 3/8" X 83" X 33'-7"	22	
B2	PL 3/8" X 71" X 33'-7"	1	
B3	PL 3/8" X 107" X 33'-7"	1	
B10	PL 1/2" X 107 1/2" X 28'-5"	15	
B11	PL 1/2" X 26 1/2" X 28'-5"	2	
B12	PL 1/2" X 80 1/2" X 28'-5"	2	
B13	PL 1/2" X 53 1/2" X 28'-5"	1	
B20	PL 5/16" X 17 7/8" X 34'-2"	73	



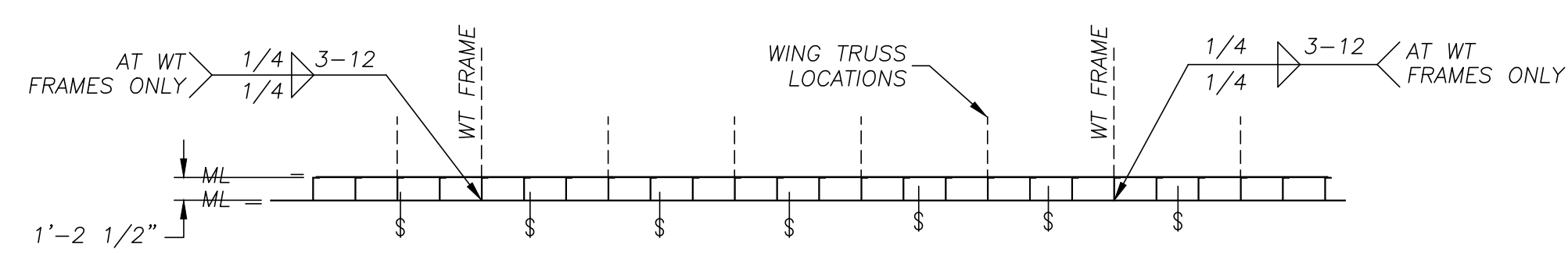
PLAN VIEW MB-1
SECTION WT. APPROX. 38.5 TONS
(1) REQ'D



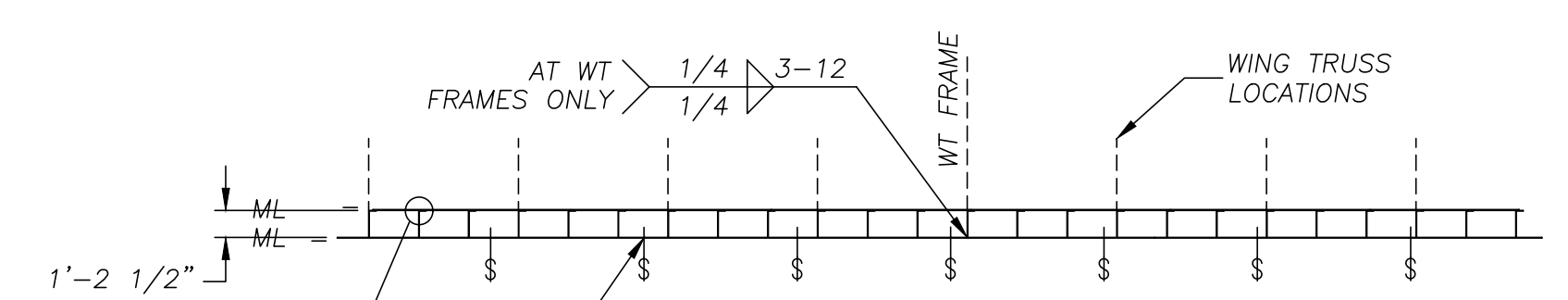
PLAN VIEW MB-2
SECTION WT. APPROX. 36.5 TONS
(1) REQ'D



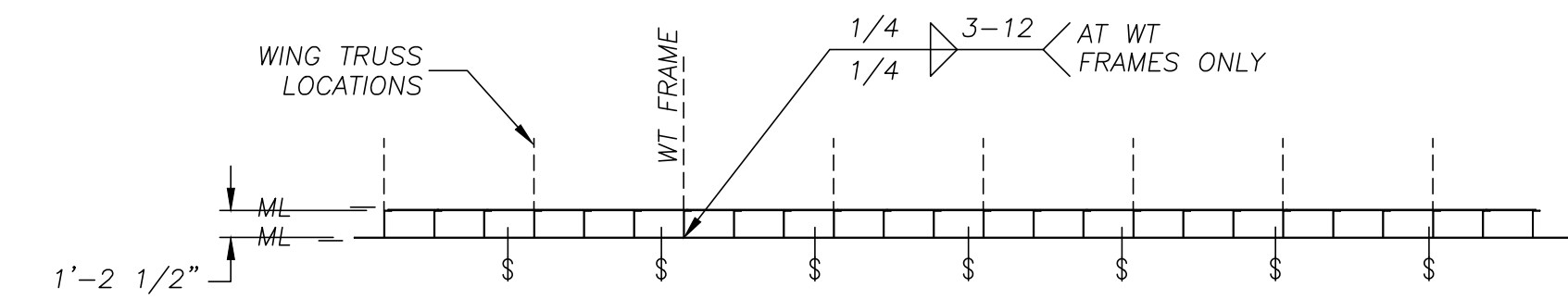
PLAN VIEW MB-3
SECTION WT. APPROX. 37 TONS
(1) REQ'D



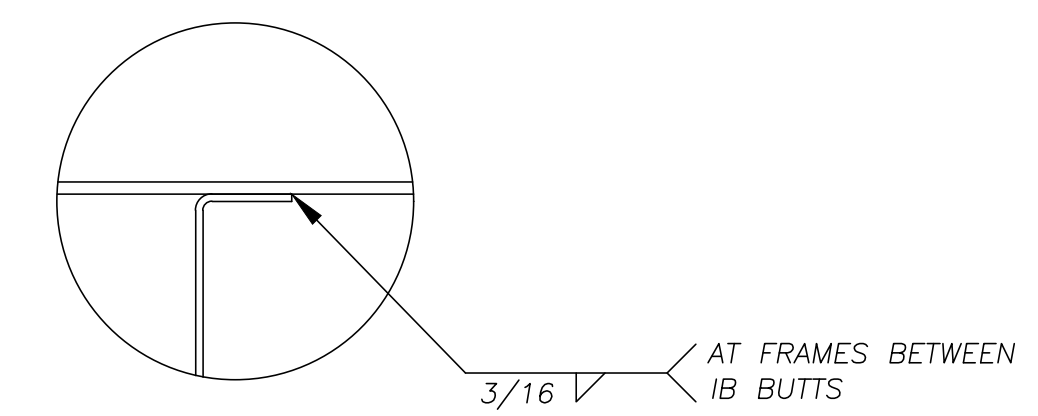
ELEVATION MB-1



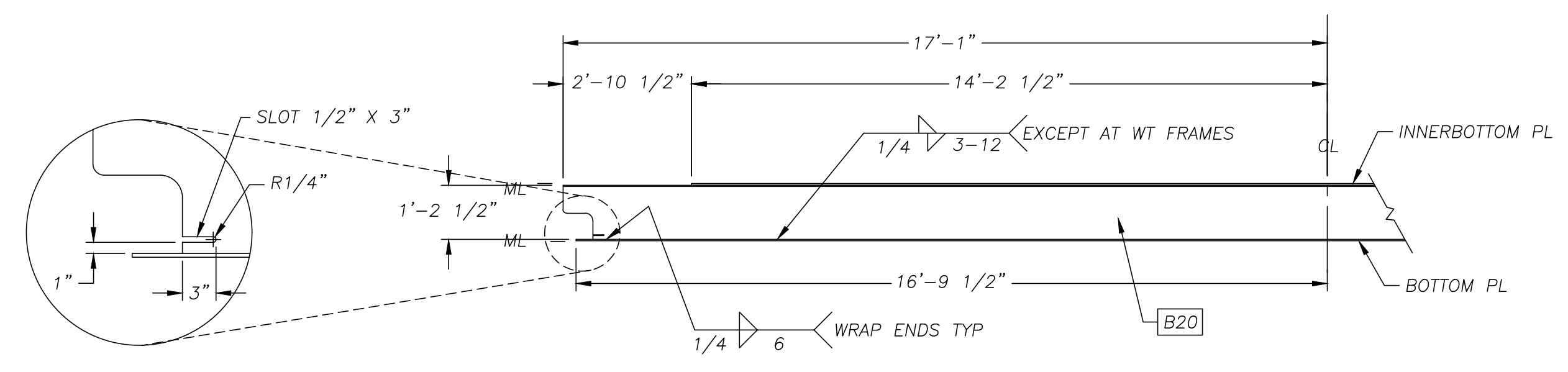
ELEVATION MB-2



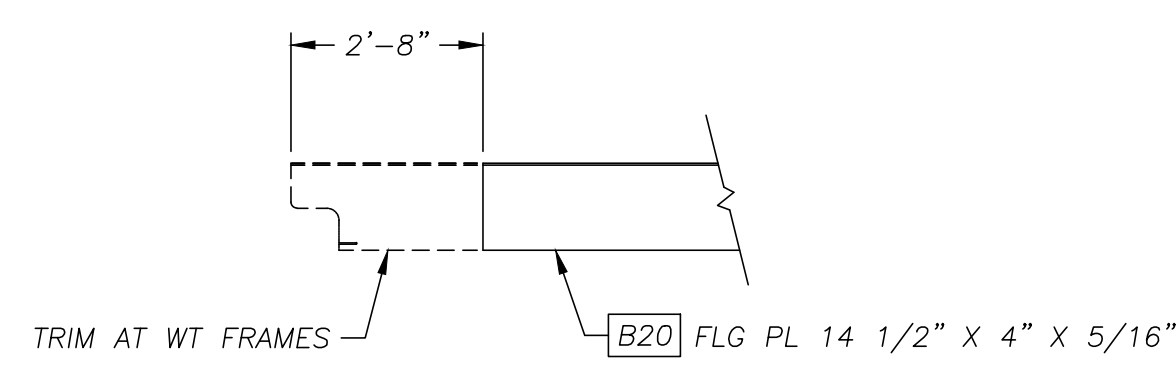
ELEVATION MB-3



AT FRAMES BETWEEN IB BUTTS



DETAIL 5-A
TRANSVERSE SECTION LOOKING FWD



DETAIL 3-A
WT FRAME

NOTES:
1. TOTAL WEIGHT BTM SECTION: 112.5 TONS

JOB #	HULL #	BM #
5457	05-2457 TO 05-2461	35013
5452	05-2452 TO 05-2456	35007
5447	05-2447 TO 05-2451	35001
5442	05-2442 TO 05-2446	34995

NO.	REVISIONS	BY	DATE
1			

DISTRIBUTION CODE								
1	CUSTOMER	4	PLANNING AND SCHEDULING	7	ABS-FIELD			
2	SALES DEPARTMENT	5	REPAIR ENGINEERING	8	ABS-NEW YORK			
3	ENGINEERING	6	PURCHASING DEPARTMENT	9	U S COAST GUARD			

PRINT RECORD											
DIST.	NO.	REV.	DATE	DIST.	NO.	REV.	DATE	DIST.	NO.	REV.	DATE

JEFFBOAT

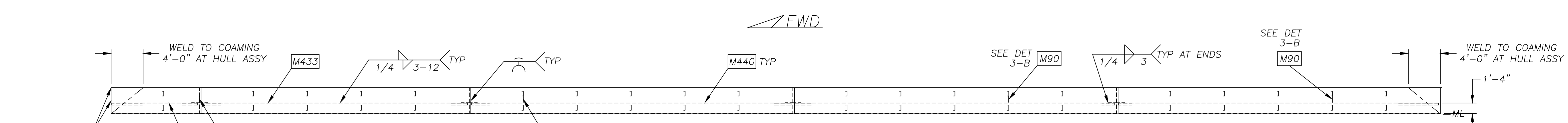
JEFFERSONVILLE, INDIANA

**BOTTOM SECTION
HOPPER BARGE**
200'-0" X 35'-0" X 13'-0"

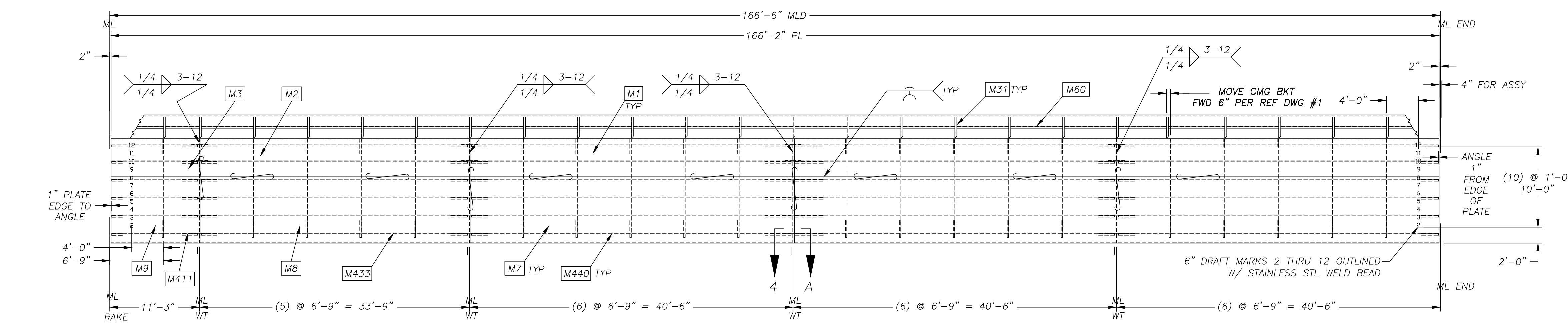
DESIGN NO.	HD-200-35-132
SCALE	1/8" & 3/8" = 1' - 0"
DRAWN BY	RDC
DATE	6/5/07
CHK'D BY	DW
DATE	6/5/07
APP'D BY	
DATE	
CONTRACT NO.	ACL
BILL OF MATERIAL	SHOWN
DRAWING NO.	B-20659
REV	1

THIS PRINT IS THE PROPERTY OF JEFFBOAT
The information contained herein is confidential and not to be traced, reproduced or used in any manufacturing process without written permission from the owner.
05\hd\5442ac\btm.dwg

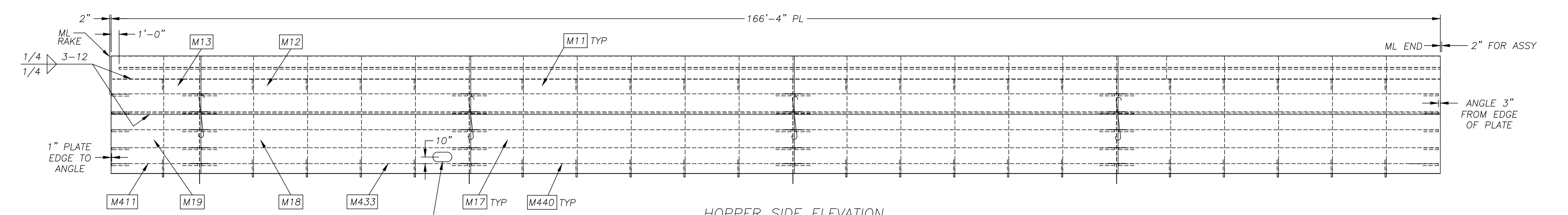
REFERENCE DRAWINGS		
NO.	TITLE	DRAWING NO.
1	COVER PIN LOCATIONS	B-20663



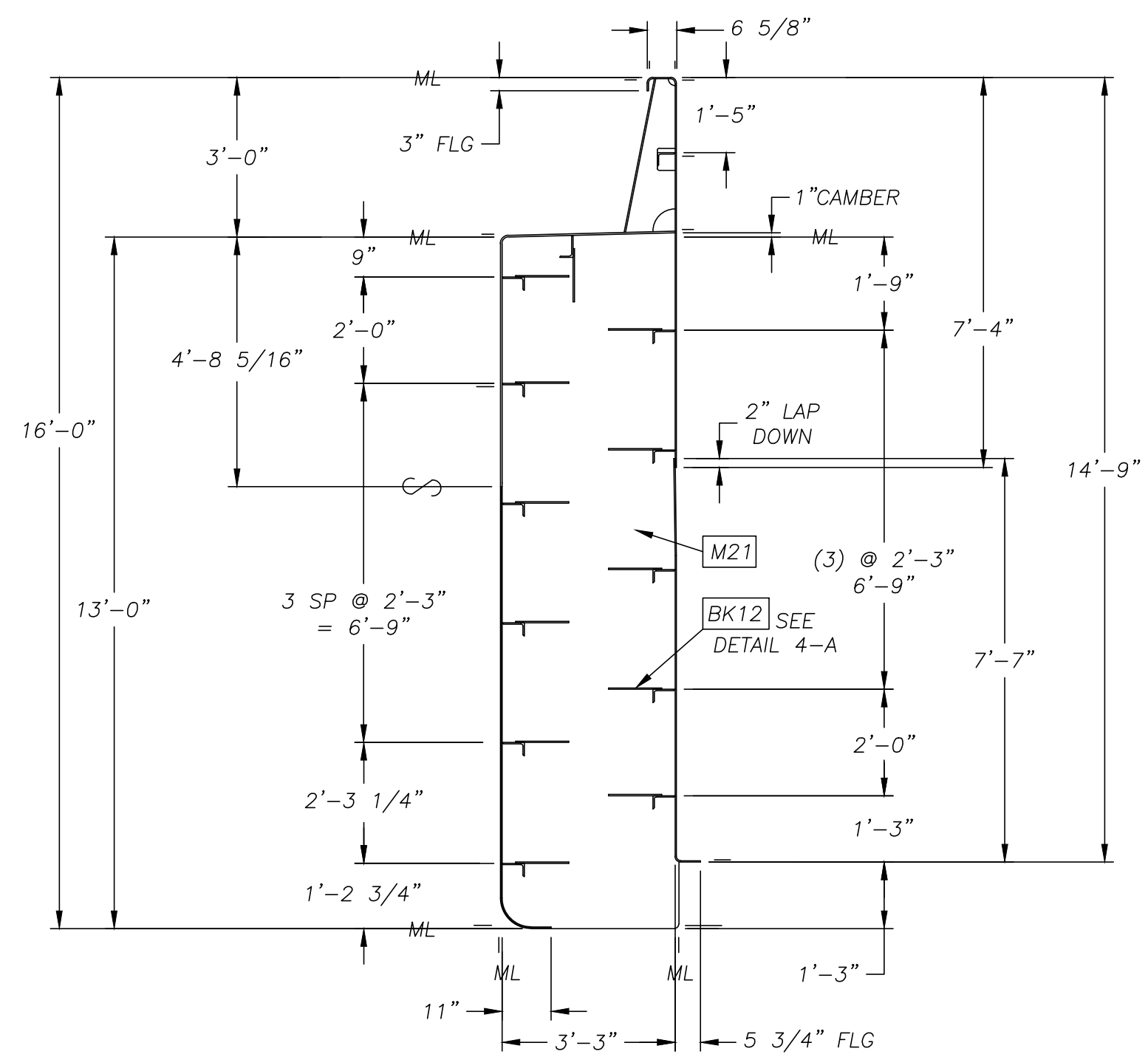
DECK PLAN
PORT SHOWN - STBD OPP. HAND



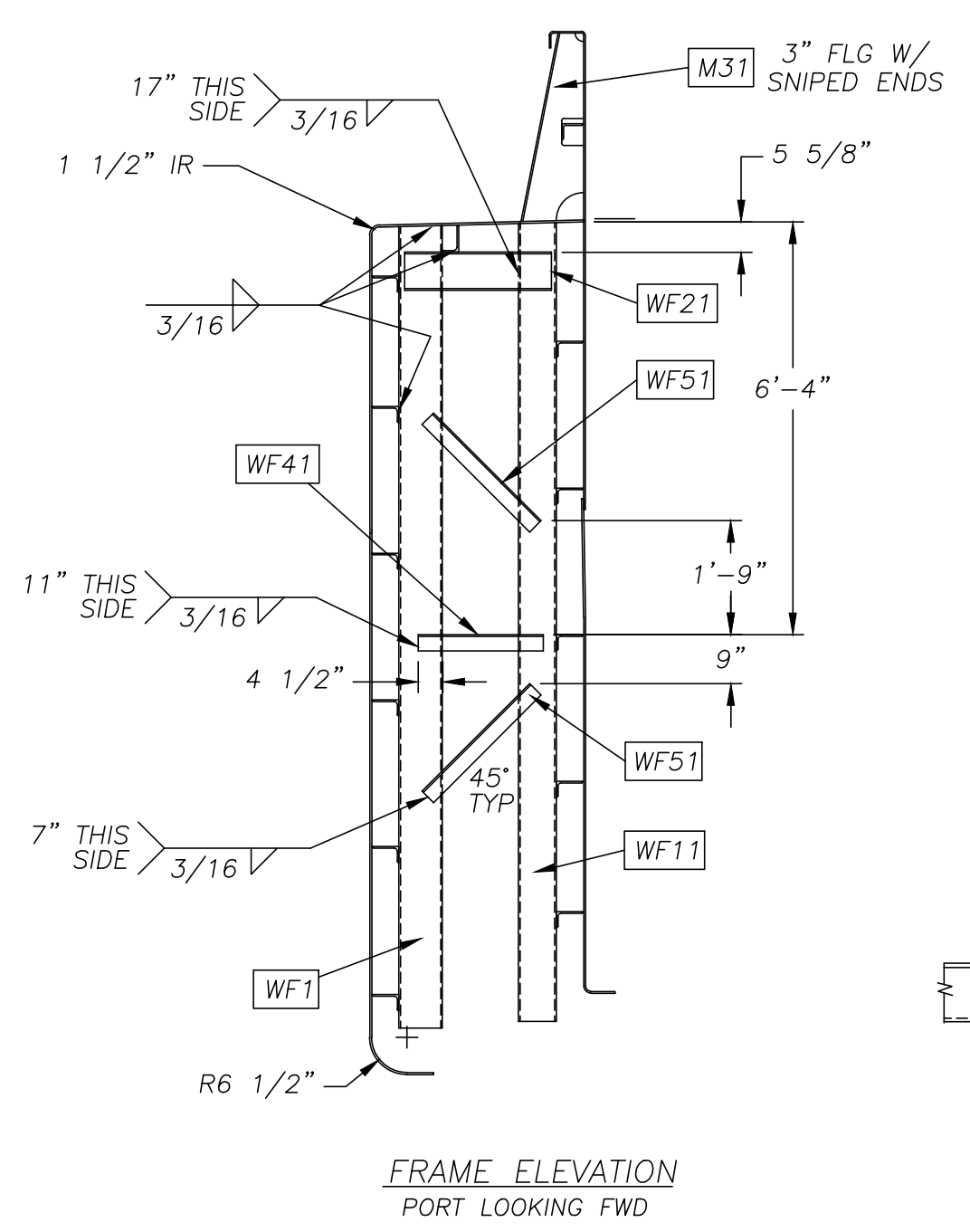
SIDE ELEVATION
PORT SHOWN - STBD OPP. HAND



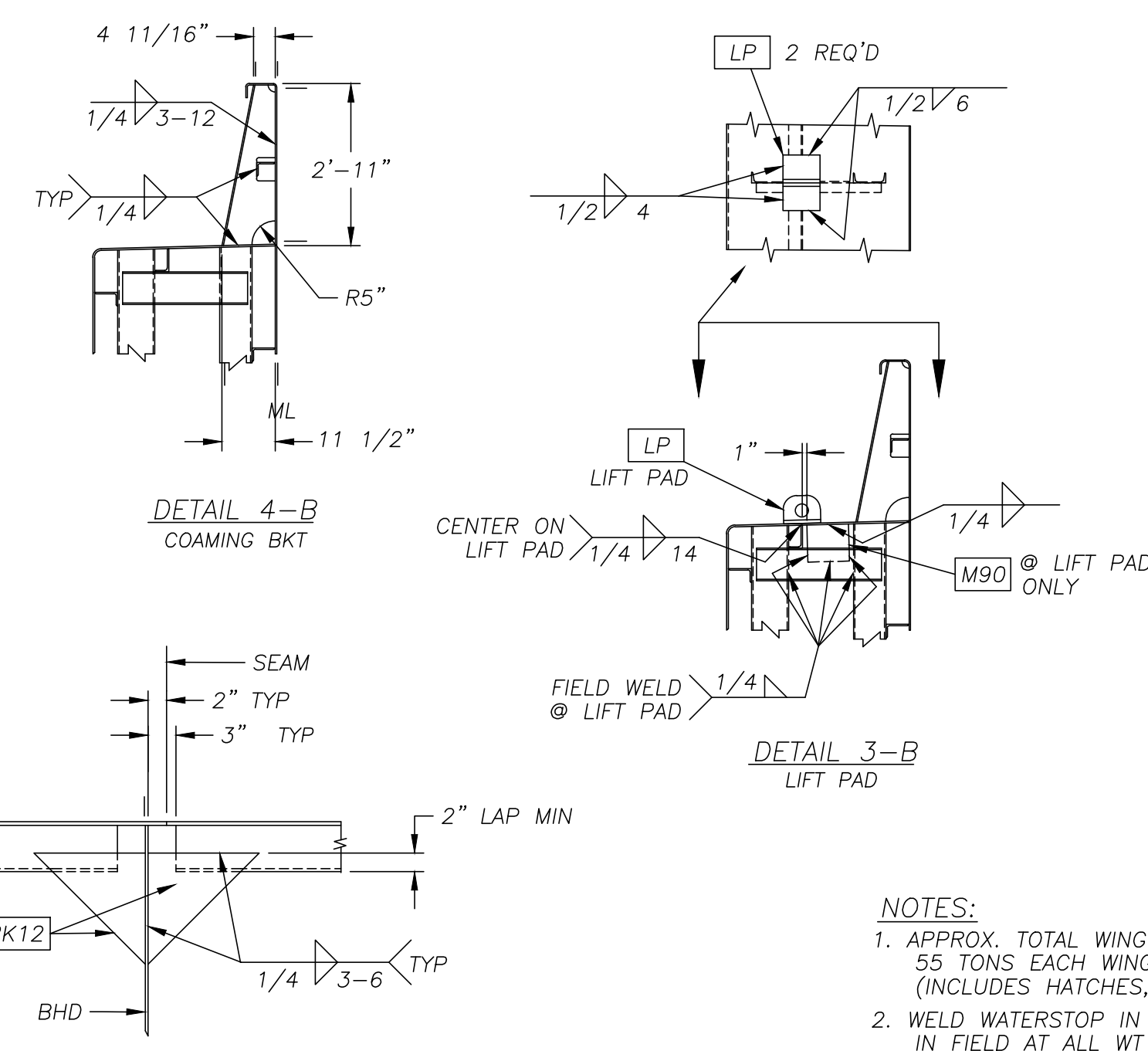
HOPPER SIDE ELEVATION
STBD SHOWN - PORT OPP. HAND



BHD ELEVATION
PORT LOOKING FWD

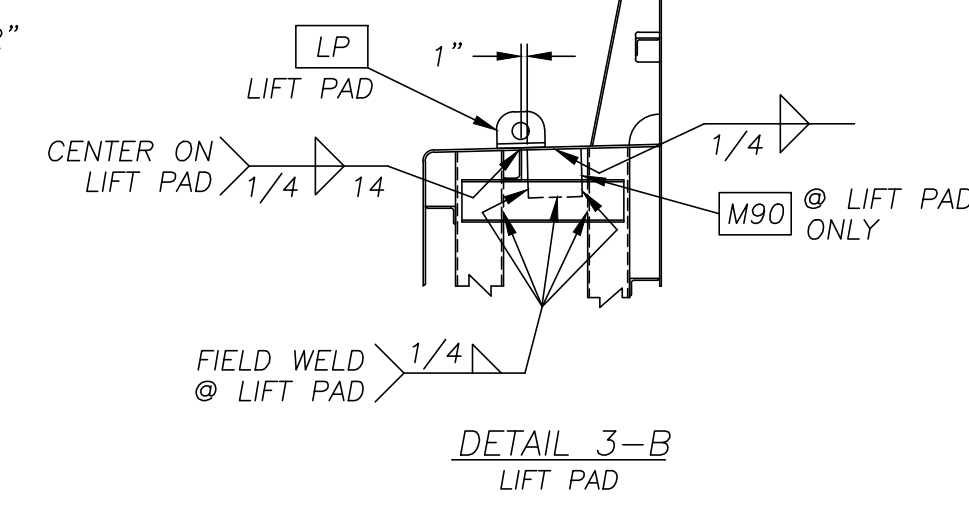


FRAME ELEVATION
PORT LOOKING FWD



DETAIL 4-A
BHD CONNECTION

DETAIL 4-B
COAMING BKT



DETAIL 3-B
LIFT PAD

- NOTES:
- APPROX. TOTAL WING WEIGHT 110 TONS; 55 TONS EACH WING SECTION (INCLUDES HATCHES, RUB BARS AND LADDERS)
 - WELD WATERSTOP IN LAPS TO SUIT IN FIELD AT ALL WT BHDS.
 - SEE DWG D-2230-S FOR ALTERNATE BK12 CONNECTION.

PC MK	DESCRIPTION	QUANTITY 1 HULL
M1	PL 3/8" X 95" X 40'-6"	6
M2	PL 3/8" X 95" X 33'-9"	2
M3	PL 3/8" X 95" X 11'-3"	2
M7	PL 3/8" X 107 7/8" X 40'-6"	6
M8	PL 3/8" X 107 7/8" X 33'-9"	2
M9	PL 3/8" X 107 7/8" X 11'-3"	2
M11	PL 5/16" X 96" X 40'-6"	6
M12	PL 5/16" X 96" X 33'-9"	2
M13	PL 5/16" X 96" X 11'-3"	2
M17	PL 5/16" X 96" X 40'-6"	6
M18	PL 5/16" X 96" X 33'-9"	2
M19	PL 5/16" X 96" X 11'-3"	2
M21	PL 5/16" X 39 3/4" X 13'-1"	8
M31	PL 5/16" X 13 7/8" X 2'-10 9/16" P&S	48
M411	A 5" X 3" X 5/16" X 10'-9"	24
M433	A 5" X 3" X 5/16" X 33'-3"	24
M440	A 5" X 3" X 5/16" X 40'-0"	72
M60	A 4" X 3" X 5/16" X LIN FT	340
M90	PL 5/16" X 8" X 0'-9"	6
WF1	C 8" @11.5# X 12'-4"	40
WF11	C 7" @9.8# X 12'-4"	40
WF21	C 7" @9.8# X 2'-3"	40
WF41	A 3" X 3" X 5/16" X 1'-11"	40
WF51	A 3" X 3" X 5/16" X 2'-4"	80
BK12	PL 5/16" X 12" X 1'-0"	192
LP	A 6" X 6" X 3/4" X 0'-8"	16

REVISIONS				BY	DATE
NO.	DESCRIPTION	BY	DATE		

DISTRIBUTION CODE																	
1	CUSTOMER	4	PLANNING AND SCHEDULING	7	ABS-FIELD	2	SALES DEPARTMENT	5	REPAIR ENGINEERING	8	ABS-NEW YORK	3	ENGINEERING	6	PURCHASING DEPARTMENT	9	U S COAST GUARD

PRINT RECORD											
DIST.	NO.	REV.	DATE	DIST.	NO.	REV.	DATE	DIST.	NO.	REV.	DATE

JEFFBOAT

JEFFERSONVILLE, INDIANA

WING SECTION
HOPPER BARGE
200'-0" X 35'-0" X 13'-0"

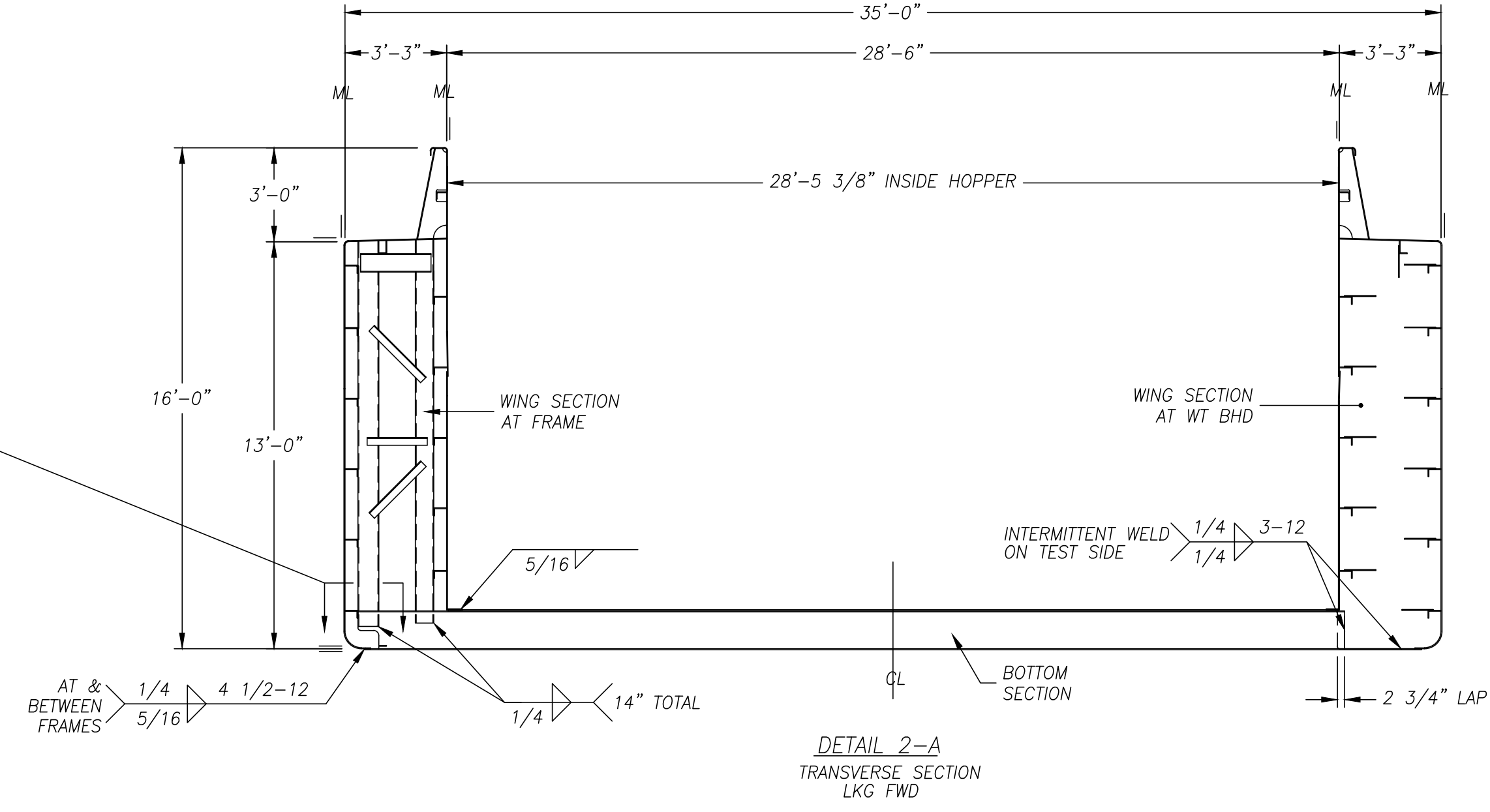
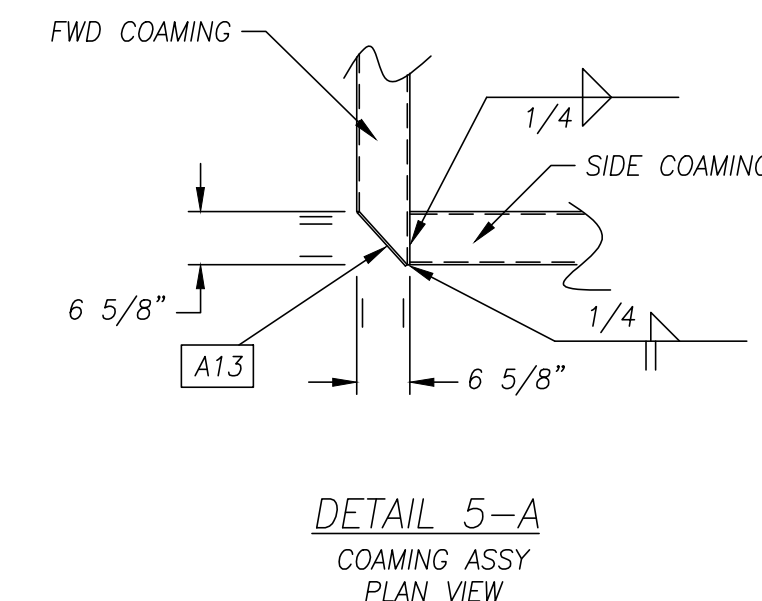
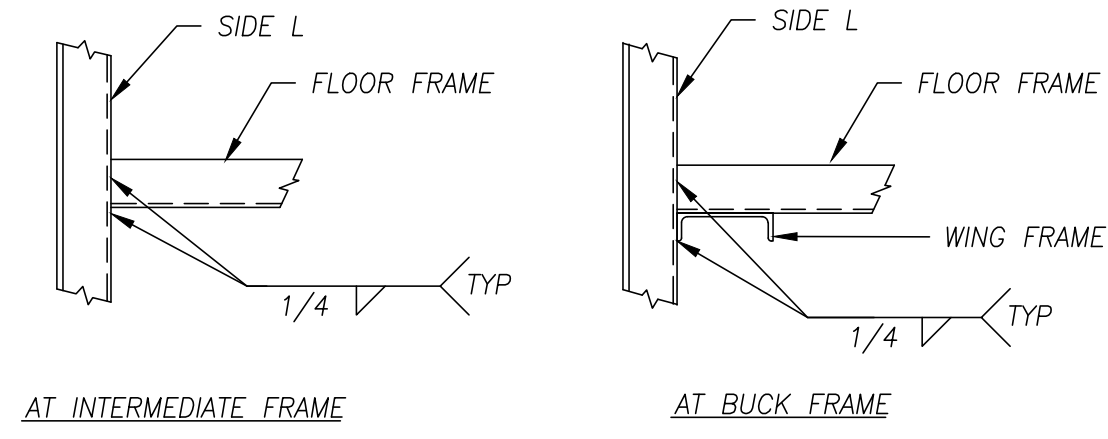
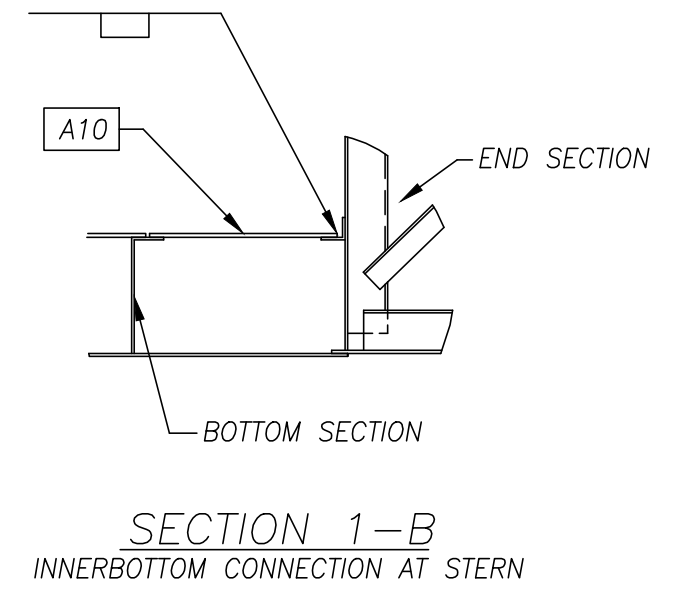
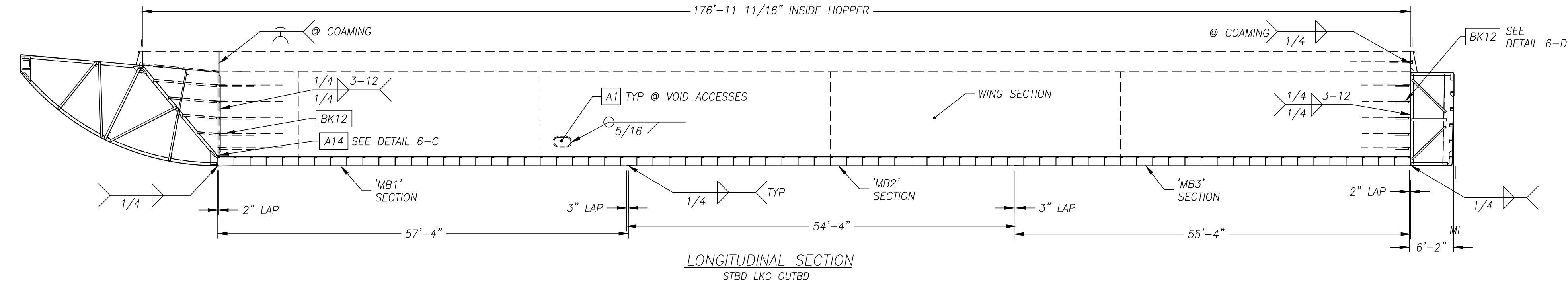
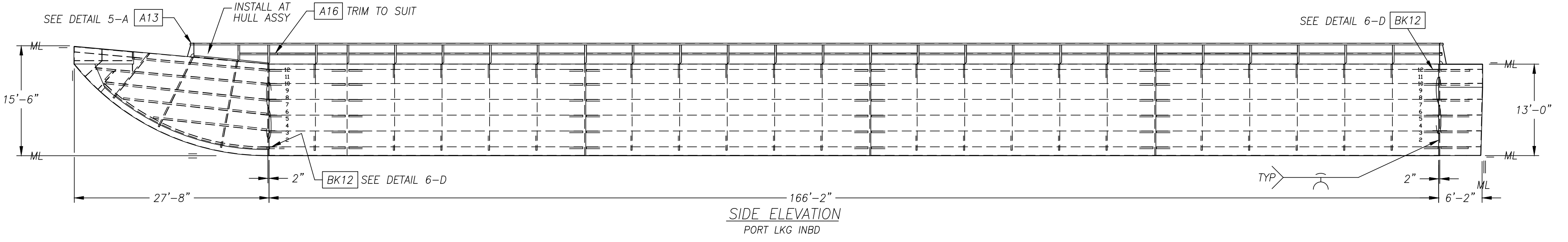
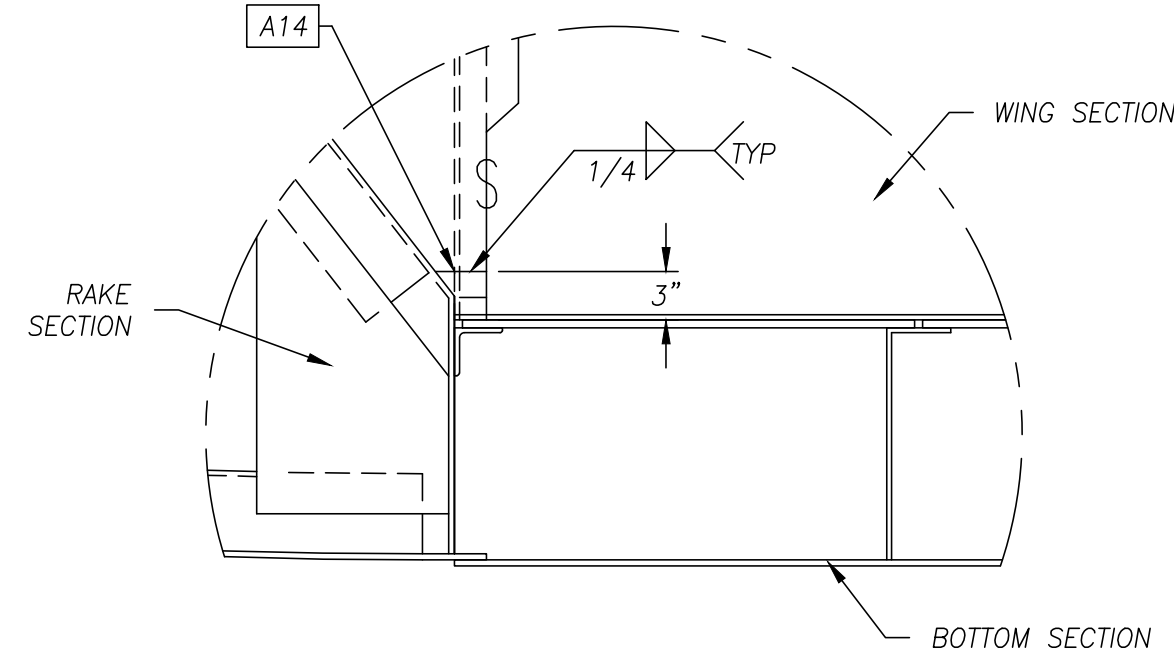
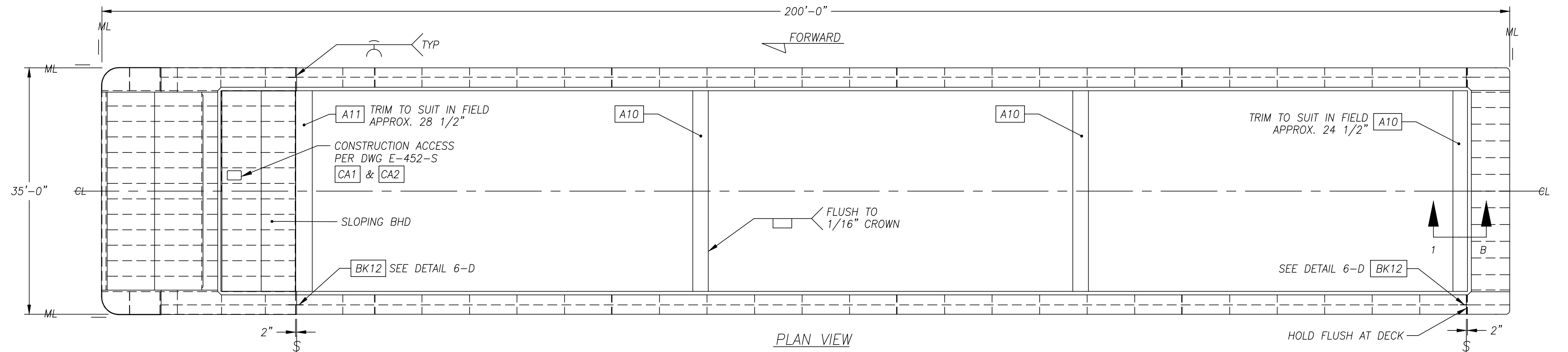
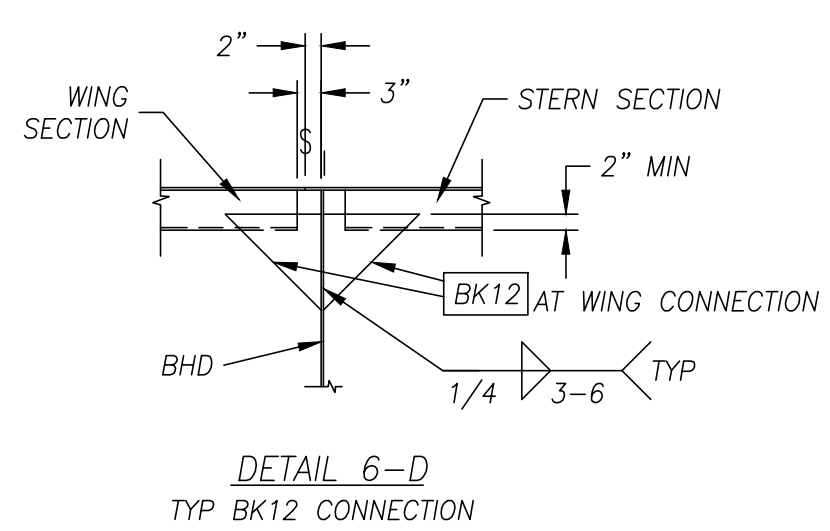
5457	05-2457	05-2461	35014
5452	05-2452	05-2456	35008
5447	05-2447	05-2451	35002
5442	05-2442	05-2446	34996
JOB #	HULL #	BM #	

THIS PRINT IS THE PROPERTY OF JEFFBOAT
The information contained herein is confidential and not to be traced, reproduced or used in any manufacturing process without written permission from the owner.

DESIGN NO.	HD-200-35-132	HULL NO. SHOWN	
SCALE	3/16 & 3/8 = 1'-0"	JOB NO. SHOWN	
DRAWN BY	RDC	DATE	6/6/07
CHK'D BY	DWW	DATE	6/6/07
APP'D BY		DATE	
CONTRACT NO.	ACL	BILL OF MATERIAL SHOWN	DRAWING NO. B-20660
			REV 103

REFERENCE DRAWINGS		
NO.	TITLE	DRAWING NO.
1		

PC MK	DESCRIPTION	QUANTITY	1 HULL
A1	PL 5/16" X 17 1/2" X 2'-7 1/2"	10	
A10	PL 1/2" X 24 1/2" X 28'-5"	3	
A11	PL 1/2" X 28 1/2" X 28'-5"	1	
A13	BR FL 5/16" X 3" X 0'-9 1/2"	2	
A14	A 5" X 3" X 5/16" X 0'-4"	2	
A16	A 4" X 3" X 5/16" X 1'-4"	2	
BK12	PL 5/16" X 12" X 1'-0"	48	
CA1	BR FL 1/4" X 2" X 1'-10"	2	
CA2	BR FL 1/4" X 2" X 1'-6"	2	



- NOTES:**
- TOTAL WEIGHT ASSEMBLY PARTS: 3 TONS
 - WELD WATERSTOPS IN LAPS TO SUIT IN FIELD AT ALL WT BHDS.
 - SEE DWG# D-2230-S FOR ALTERNATE BK12 CONNECTION.

5457	05-2457 TO 05-2461	35016
5452	05-2452 TO 05-2456	35010
5447	05-2447 TO 05-2451	35004
5442	05-2442 TO 05-2446	34998
JOB #	HULL #	BM #

THIS PRINT IS THE PROPERTY OF JEFFBOAT
The information contained herein is confidential and not to be traced, reproduced or used in any manufacturing process without written permission from the owner.

REVISIONS				BY	DATE
0					

DISTRIBUTION CODE																	
1	CUSTOMER	4	PLANNING AND SCHEDULING	7	ABS-FIELD	2	SALES DEPARTMENT	5	REPAIR ENGINEERING	8	ABS-NEW YORK	3	ENGINEERING	6	PURCHASING DEPARTMENT	9	U S COAST GUARD

PRINT RECORD											
DIST.	NO.	REV.	DATE	DIST.	NO.	REV.	DATE	DIST.	NO.	REV.	DATE

JEFFBOAT

JEFFERSONVILLE, INDIANA

**HULL ASSEMBLY
HOPPER BARGE
200'-0" X 35'-0" X 13'-0"**

DESIGN NO. HD 200-35-132

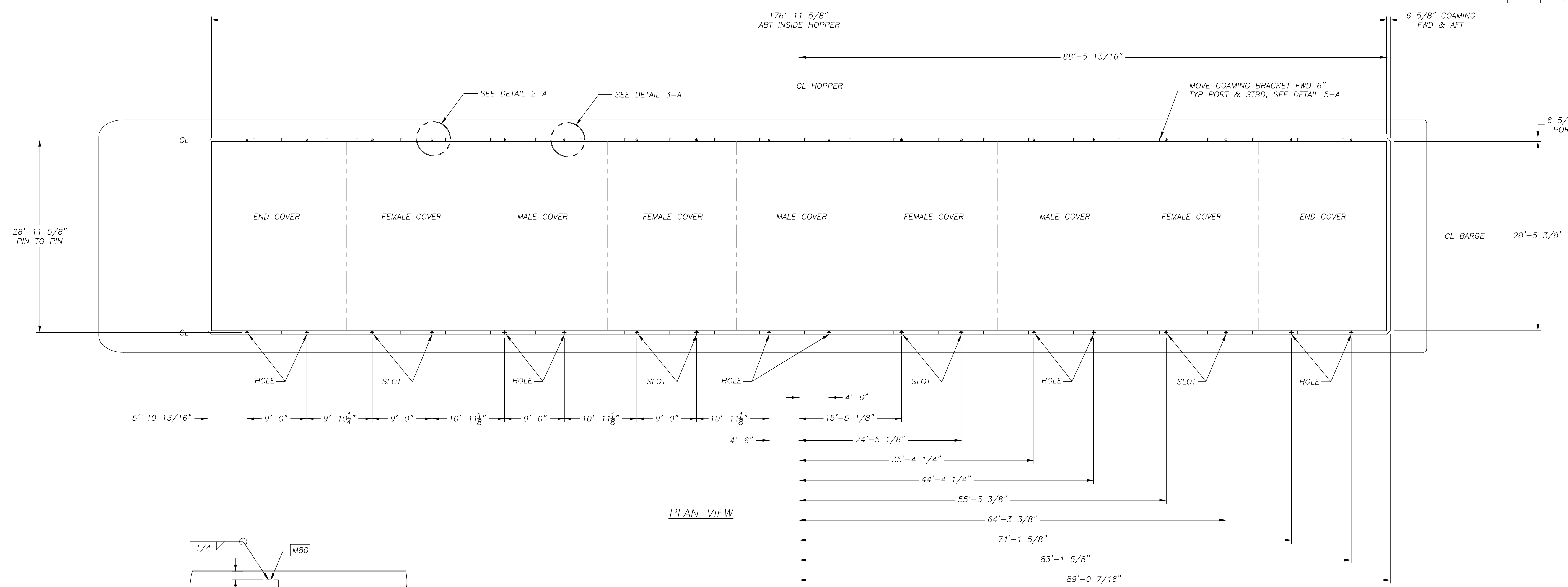
SCALE: 3/32", 1/4", 1/2" & 1" = 1'-0"	HULL NO. SHOWN
DRAWN BY: RDC DATE: 6/13/02	JOB NO. SHOWN
CHK'D BY: DWV DATE: 6/13/02	COST ITEM 105-105, 160
APP'D BY: DATE	

CONTRACT NO. ACL	BILL OF MATERIAL SHOWN	DRAWING NO. B-20662	REV. 0
------------------	------------------------	---------------------	--------

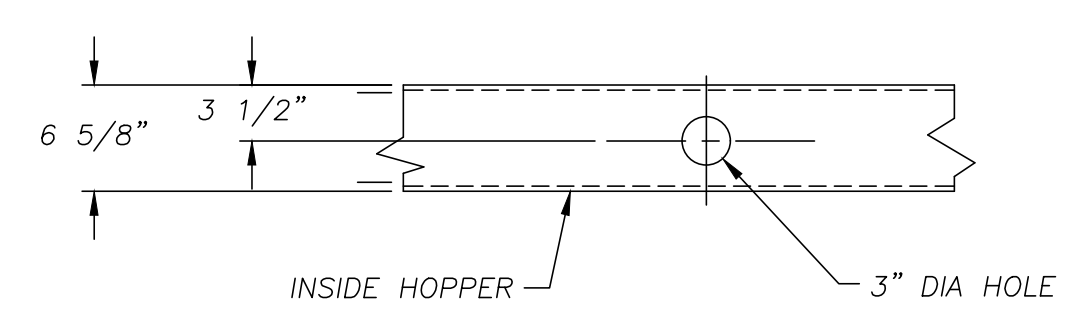
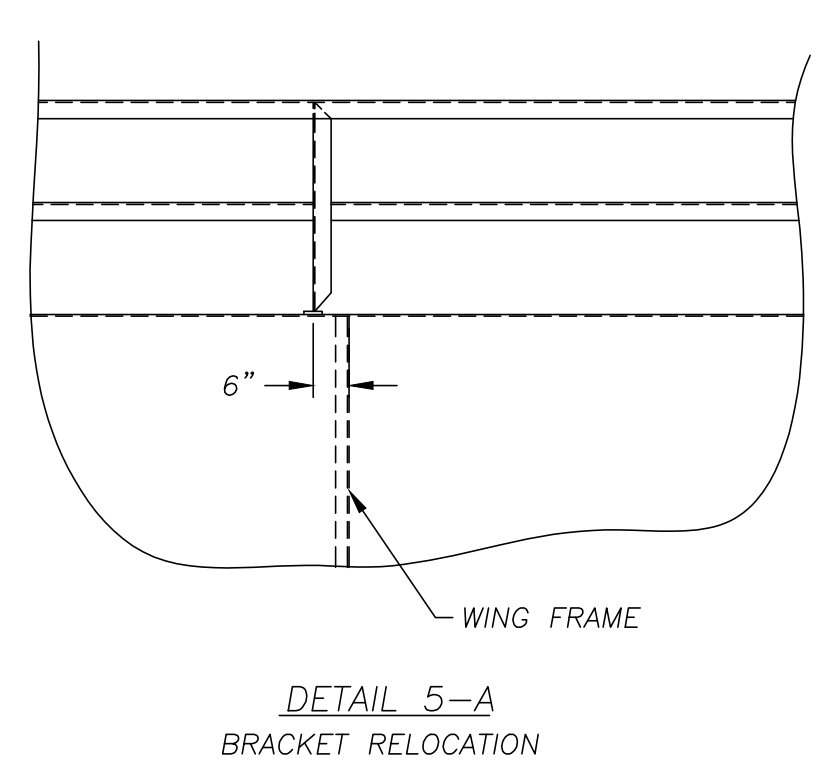
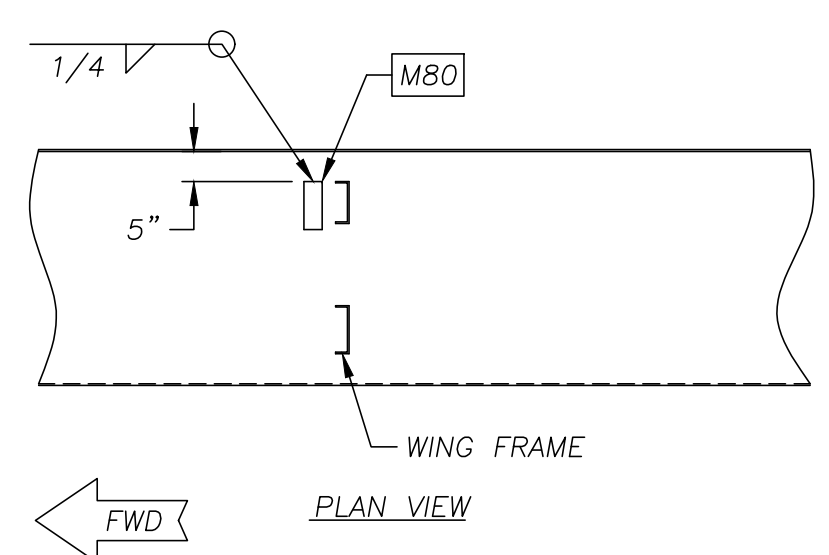
REFERENCE DRAWINGS		
NO.	TITLE	DRAWING NO.
1	WING SECTION	B-20660

PC MK	DESCRIPTION	QUANTITY	1 HULL
M80	PL 1/2" X 3" X 0'-8"		2

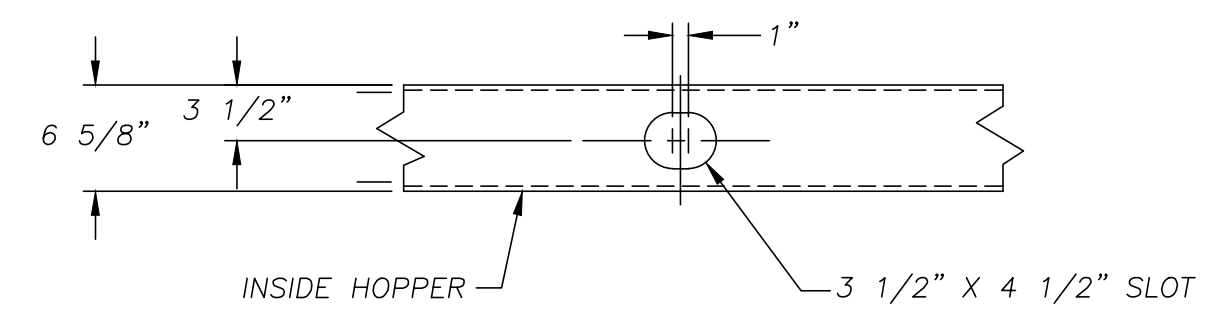
FWD



PLAN VIEW



DETAIL 3-A
PIN HOLE CUT OUT
TYP FOR END & MALE COVERS



DETAIL 2-A
PIN SLOT CUT OUT
TYP FOR FEMALE COVERS

REVISIONS											
NO.	REVISIONS									BY	DATE
0											

DISTRIBUTION CODE												
1	CUSTOMER	4	PLANNING AND SCHEDULING	7	ABS-FIELD	10						
2	SALES DEPARTMENT	5	REPAIR ENGINEERING	8	ABS-NEW YORK	11						
3	ENGINEERING	6	PURCHASING DEPARTMENT	9	U S COAST GUARD	12						

PRINT RECORD											
DIST.	NO.	REV.	DATE	DIST.	NO.	REV.	DATE	DIST.	NO.	REV.	DATE

JEFFBOAT

JEFFERSONVILLE, INDIANA

HOPPER RAKE BARGE
SYNTECHNICS COVER PIN
HOLE LOCATIONS

5457	05-2457 TO 05-2461	35014
5452	05-2452 TO 05-2456	35008
5447	05-2447 TO 05-2451	35002
5442	05-2442 TO 05-2446	34996
JOB #	HULL #	BM #

DESIGN NO. HD 200-35-132

SCALE 1/8" = 3/8" & 1" = 1'-0"

HULL NO. SHOWN

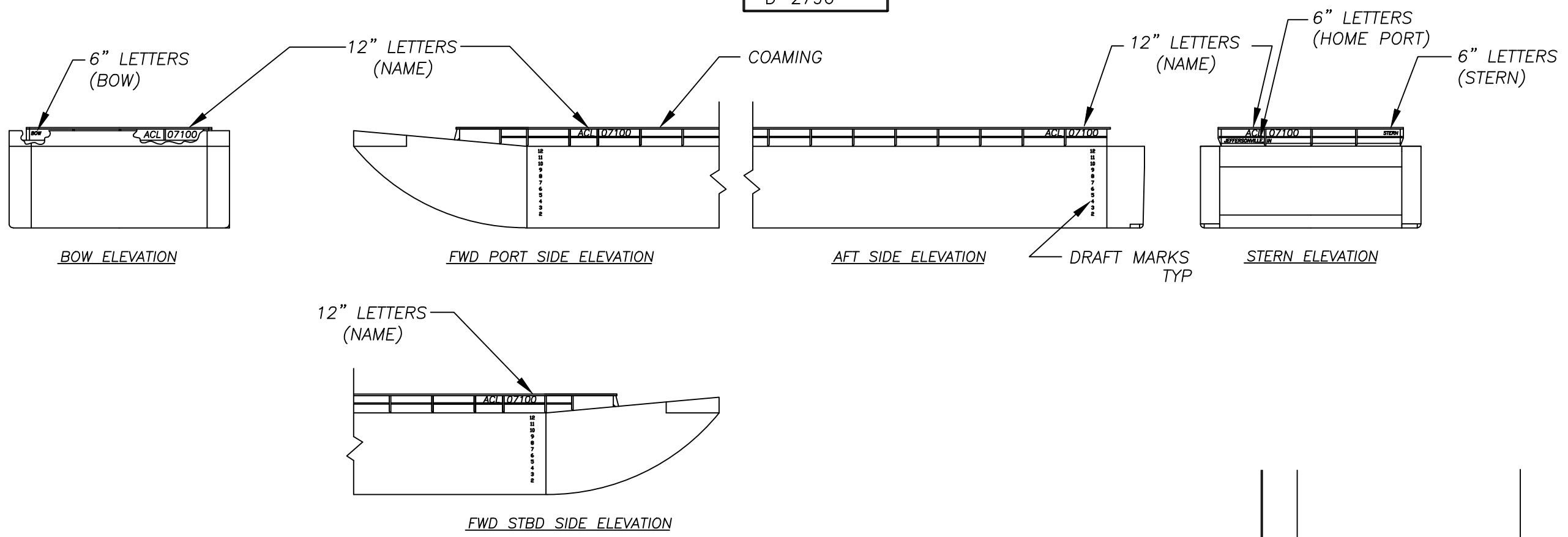
THIS PRINT IS THE PROPERTY OF JEFFBOAT
The information contained herein is confidential and not to be traced, reproduced or used in any manufacturing process without written permission from the owner.

CONTRACT NO. ACL BILL OF MATERIAL SHOWN DRAWING NO. B-20663

NO.	DATE	BY	DATE	BY	DATE

SCALE	DATE	BY	DATE	BY	DATE
1/8" = 3/8" & 1" = 1'-0"	6/19/02		6/19/02		

D-2796



DRAFT MARKS

6" NUMBERS 2 THRU 12 OUTLINED IN STAINLESS STL WELD BEAD & PAINTED WHITE. (SEE WING SECTION DWG.)

BARGE NAME

12" LETTERS & NUMBERS LOCATED IN 6 PLACES, OUTLINED IN WELD BEAD & PAINTED WHITE.

BOW & STERN

6" LETTERS OUTLINED IN WELD BEAD & PAINTED WHITE.

HOME PORT

6" LETTERS OUTLINED IN WELD BEAD & PAINTED WHITE ON STERN COAMING.

SPECIAL MARKING

NO PAINT ON DECK FITTINGS EXCEPT AS FOLLOWS:
 PAINT ENDS OF KEVELS, TOPS OF BITTS, BUTTONS AND HATCHES, YELLOW.
 PAINT HATCH CATCH YELLOW.
 PAINT 6" YELLOW STRIPE AROUND DECK PERIMETER.

NOTE:

1. SEE PAINT DRAWING FOR PAINT MATERIALS & INFORMATION.

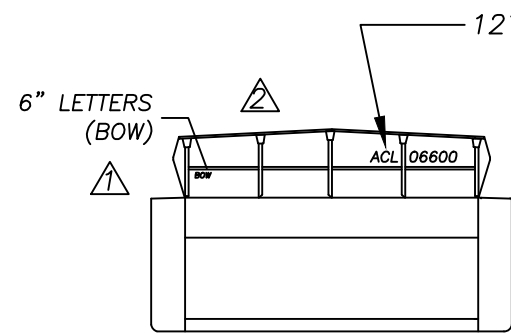
NAMEPLATE

3" LETTERS OUTLINED IN WELD BEAD ON BOW DECK
 "YEAR"
 "HULL NO."
 JEFFBOAT

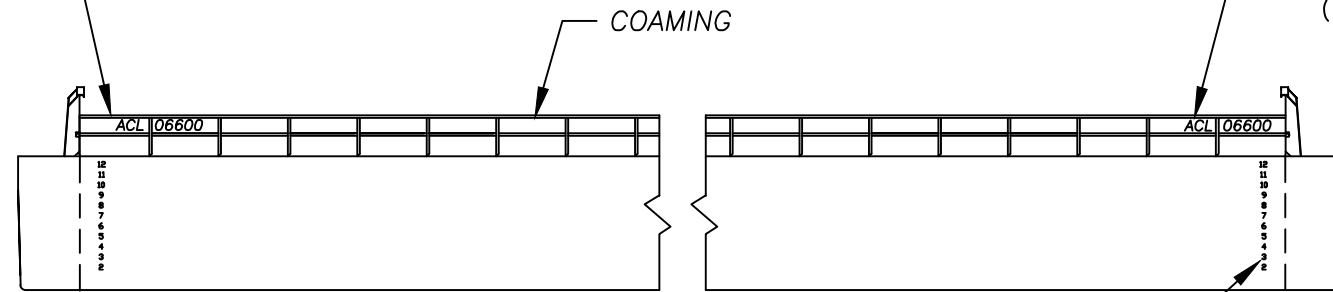
5457	05-2457 TO 05-2461	ACL 07115 TO ACL 07119	JEFFERSONVILLE, IN
5452	05-2452 TO 05-2456	ACL 07110 TO ACL 07114	JEFFERSONVILLE, IN
5447	05-2447 TO 05-2451	ACL 07105 TO ACL 07109	JEFFERSONVILLE, IN
5442	05-2442 TO 05-2446	ACL 07100 TO ACL 07104	JEFFERSONVILLE, IN
JOB	HULL NO.	BARGE NAME	HOME PORT

05\hd\5442acl\dsgnt

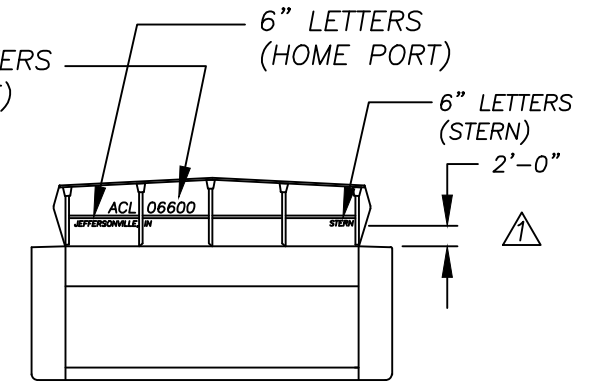
0											
REV	REVISION			MADE BY				DATE			
DISTRIBUTION CODE & PRINT RECORD											
1 CUSTOMER			4 PLAN. & SCH.			7 ABS-FIELD					
2 SALES DEPT.			5 REPAIR ENGR.			8 ABS-NEW YORK					
3 ENGINEERING			6 PURC. DEPT.			9 U.S.COAST GUARD					
DIST.	NO.	REV.	DATE	DIST.	NO.	REV.	DATE				
		0									
JEFFBOAT											
DESIGNATING HOPPER BARGE											
DESIGN NO. HD-200-35-132											
SCALE NONE						HULL NOS. SHOWN					
BY RDC DATE 6/21/07						JOB NO. COST ITEM					
APPR'D DWW DATE 6/21/07						SHOWN 195					
CONTRACT NO. ACL			BILL OF MAT'L N/A			DRAWING NO. D-2796			REV. 0		



BOW ELEVATION



SIDE ELEVATION



STERN ELEVATION

DRAFT MARKS

6" NUMBERS 2 THRU 12 OUTLINED IN STAINLESS STL WELD BEAD & PAINTED WHITE. (SEE WING SECTION DWG.)

BARGE NAME

12" LETTERS & NUMBERS LOCATED IN 6 PLACES, OUTLINED IN WELD BEAD & PAINTED WHITE.

BOW & STERN

6" LETTERS OUTLINED IN WELD BEAD & PAINTED WHITE.

HOME PORT

6" LETTERS OUTLINED IN WELD BEAD & PAINTED WHITE ON STERN COAMING.

SPECIAL MARKING

NO PAINT ON DECK FITTINGS EXCEPT AS FOLLOWS:
 PAINT ENDS OF KEVELS, TOPS OF BITTS, BUTTONS AND HATCHES, YELLOW.
 PAINT HATCH CATCH FLAT BAR YELLOW.
 PAINT 6" YELLOW STRIPE AROUND DECK PERIMETER.

NOTE:

1. SEE PAINT DRAWING FOR PAINT MATERIALS & INFORMATION.

NAMEPLATE

3" LETTERS OUTLINED IN WELD BEAD ON BOW DECK
 "YEAR"
 "HULL NO."
 JEFFBOAT

5437	05-2437 TO 05-2441	ACL 06645 - ACL 06649	JEFFERSONVILLE, IN
5432	05-2432 TO 05-2436	ACL 06640 - ACL 06644	JEFFERSONVILLE, IN
5427	05-2427 TO 05-2431	ACL 06635 - ACL 06639	JEFFERSONVILLE, IN
5422	05-2422 TO 05-2426	ACL 06630 - ACL 06634	JEFFERSONVILLE, IN
5417	05-2417 TO 05-2421	ACL 06625 - ACL 06629	JEFFERSONVILLE, IN
5412	05-2412 TO 05-2416	ACL 06620 - ACL 06624	JEFFERSONVILLE, IN
5407	05-2407 TO 05-2411	ACL 06615 - ACL 06619	JEFFERSONVILLE, IN
5402	05-2402 TO 05-2406	ACL 06610 - ACL 06614	JEFFERSONVILLE, IN
5397	05-2397 TO 05-2401	ACL 06605 - ACL 06609	JEFFERSONVILLE, IN
5392	05-2392 TO 05-2396	ACL 06600 - ACL 06604	JEFFERSONVILLE, IN

JOB	HULL NO.	BARGE NAME	HOME PORT
-----	----------	------------	-----------

3	REV PAINT NOTE FROM WHITE TO YELLOW.	FEJ	3-23-06
2	DELETED HOME PORT FROM BOW COAMING	FEJ	3-16-06
1	NOTE LOCATION OF BOW AND STERN	FEJ	3-14-06

REV	REVISION	MADE BY	DATE
-----	----------	---------	------

DISTRIBUTION CODE & PRINT RECORD

1 CUSTOMER	4 PLAN. & SCH.	7 ABS-FIELD
2 SALES DEPT.	5 REPAIR ENGR.	8 ABS-NEW YORK
3 ENGINEERING	6 PURC. DEPT.	9 U.S.COAST GUARD

DIST.	NO.	REV.	DATE	DIST.	NO.	REV.	DATE
		0					

JEFFBOAT

DESIGNATING HOPPER BARGE

DESIGN NO. HD-200-35-131	SCALE NONE	HULL NOS. 05-2392 TO 05-2396
BY FEJ DATE 1-31-06	APP'R'D DATE	JOB NO. 5392 COST ITEM 195
CONTRACT NO. ACL	BILL OF MAT'L N/A	DRAWING NO. D-2728 REV. 3